

Death Related Statistics




Table 18

(Continued)

		0-4	5-9	10-14	15-19	20-24	25-29	30-34	35-39	40-44	45-49	50-54	55-59	60-64	65-69	70-74	75-79	80-84	85-89	90+	Res	Non Res	Total	
49 Pneumocystosis	M	0	0	0	0	0	0	0	1	0	0	0	0	0	0	0	0	0	0	0	1	0	1	
	F	0	0	0	0	0	0	0	0	0	0	0	0	1	0	0	0	0	0	0	0	1	0	1
	T	0	0	0	0	0	0	0	1	0	0	0	0	1	0	0	0	0	0	0	0	2	0	2
50 Other and unspecified protozoal diseases	M	0	0	0	0	0	0	0	0	0	0	0	0	0	0	0	0	0	0	0	0	0	0	0
	F	0	0	0	0	0	0	0	0	0	0	0	0	0	0	0	0	0	0	0	0	0	0	0
	T	0	0	0	0	0	0	0	0	0	0	0	0	0	0	0	0	0	0	0	0	0	0	0
51 Schistosomiasis (bilharziasis)	M	0	0	0	0	0	0	0	0	0	0	0	0	0	0	0	0	0	0	0	0	0	0	0
	F	0	0	0	0	0	0	0	0	0	0	0	0	0	0	0	0	0	0	0	0	0	0	0
	T	0	0	0	0	0	0	0	0	0	0	0	0	0	0	0	0	0	0	0	0	0	0	0
52 Other and unspecified helminthiasis	M	0	0	0	0	0	0	0	0	0	0	0	0	0	0	0	0	0	0	0	0	0	0	0
	F	0	0	0	0	0	0	0	0	0	0	0	0	0	0	0	0	0	0	0	0	0	0	0
	T	0	0	0	0	0	0	0	0	0	0	0	0	0	0	0	0	0	0	0	0	0	0	0
53 Sequelae of tuberculosis	M	0	0	0	0	0	0	0	0	0	0	0	0	0	0	0	0	0	0	0	0	0	0	0
	F	0	0	0	0	0	0	0	0	0	0	0	0	0	0	0	0	0	0	0	0	0	0	0
	T	0	0	0	0	0	0	0	0	0	0	0	0	0	0	0	0	0	0	0	0	0	0	0
54 Sequelae of poliomyelitis	M	0	0	0	0	0	0	0	0	0	0	0	0	0	0	0	0	0	0	0	0	0	0	0
	F	0	0	0	0	0	0	0	0	0	0	0	0	0	0	0	0	0	0	0	1	1	0	1
	T	0	0	0	0	0	0	0	0	0	0	0	0	0	0	0	0	0	0	0	1	1	0	1
55 All other and unspecified infectious and parasitic diseases and their sequelae	M	0	0	0	0	0	0	0	1	0	0	0	0	0	0	0	0	0	0	0	1	0	1	1
	F	0	0	0	0	0	0	0	0	0	0	0	0	0	0	1	0	1	0	0	2	0	2	2
	T	0	0	0	0	0	0	0	1	0	0	0	0	0	0	1	0	1	0	0	3	0	3	3
56 Malignant neoplasms of lip	M	0	0	0	0	0	0	0	0	0	0	1	0	0	0	0	0	0	0	0	1	0	1	1
	F	0	0	0	0	0	0	0	0	0	0	0	0	0	0	1	0	0	0	0	1	0	1	1
	T	0	0	0	0	0	0	0	0	0	0	1	0	0	0	1	0	0	0	0	2	0	2	2
57 Malignant neoplasms of tongue	M	0	0	0	0	0	0	1	0	0	1	3	5	1	1	3	3	1	1	1	21	0	21	21
	F	0	0	0	0	0	0	0	0	0	0	1	0	2	0	1	0	0	1	0	5	0	5	5
	T	0	0	0	0	0	0	1	0	0	1	4	5	3	1	4	3	1	2	1	26	0	26	26
58 Malignant neoplasms of pharynx	M	0	0	0	0	0	0	0	2	1	3	3	5	2	2	4	2	3	1	28	1	29	29	
	F	0	0	0	0	0	0	0	1	0	1	0	1	0	1	4	2	1	0	10	0	10	10	
	T	0	0	0	0	0	0	0	3	1	4	3	6	2	6	6	3	3	1	38	1	39	39	
59 Malignant neoplasms of other and unspecified sites within the lip, oral cavity and pharynx	M	0	0	0	0	0	0	0	1	0	3	1	2	2	4	0	1	1	0	15	2	17	17	
	F	0	0	0	0	0	0	0	0	0	0	1	0	3	1	1	0	0	0	1	7	0	7	7
	T	0	0	0	0	0	0	0	0	1	0	4	1	5	3	5	0	1	1	1	22	2	24	24
60 Malignant neoplasms of esophagus	M	0	0	0	0	0	0	0	2	4	12	14	13	17	16	20	9	5	2	114	1	115	115	
	F	0	0	0	0	0	0	0	2	0	0	1	1	5	5	4	6	6	8	38	0	38	38	
	T	0	0	0	0	0	0	0	4	4	12	15	14	22	21	24	15	11	10	152	1	153	153	

Table 18

(Continued)

		0-4	5-9	10-14	15-19	20-24	25-29	30-34	35-39	40-44	45-49	50-54	55-59	60-64	65-69	70-74	75-79	80-84	85-89	90+	Res	Non Res	Total
61 Malignant neoplasms of stomach	M	0	0	0	0	0	0	1	0	4	3	7	9	13	14	11	17	10	13	3	105	2	107
	F	0	0	0	0	0	0	1	2	2	5	2	4	3	2	3	6	5	9	4	48	0	48
	T	0	0	0	0	0	0	2	2	6	8	9	13	16	16	14	23	15	22	7	153	2	155
62 Malignant neoplasms of small intestine	M	0	0	0	0	0	0	0	1	0	0	1	3	1	1	2	0	0	0	0	9	0	9
	F	0	0	0	0	0	0	0	0	0	0	0	1	0	2	0	0	1	0	0	4	0	4
	T	0	0	0	0	0	0	0	1	0	0	1	4	1	3	2	0	1	0	0	13	0	13
63 Malignant neoplasms of colon	M	0	0	0	0	0	0	1	3	2	4	15	18	18	35	33	39	38	9	7	222	1	223
	F	0	0	0	0	0	0	1	4	5	5	6	16	16	12	28	28	30	25	22	198	1	199
	T	0	0	0	0	0	0	2	7	7	9	21	34	34	47	61	67	68	34	29	420	2	422
64 Malignant neoplasms of rectosigmoid junction and rectum	M	0	0	0	0	0	0	0	1	1	2	5	5	4	6	10	8	9	8	1	60	2	62
	F	0	0	0	0	0	0	1	0	1	0	3	10	5	5	7	7	8	7	7	61	1	62
	T	0	0	0	0	0	0	1	1	2	2	8	15	9	11	17	15	17	15	8	121	3	124
65 Malignant neoplasms of anus and anal canal	M	0	0	0	0	0	0	0	0	0	0	1	0	0	0	0	1	0	0	0	2	0	2
	F	0	0	0	0	0	0	0	0	0	0	0	2	0	1	0	0	0	1	0	4	0	4
	T	0	0	0	0	0	0	0	0	0	0	1	2	0	1	0	1	0	1	0	6	0	6
66 Malignant neoplasms of liver	M	0	0	1	0	0	0	0	0	2	3	10	13	7	7	15	8	11	5	1	83	0	83
	F	0	0	0	0	0	0	0	0	0	1	3	0	3	2	1	11	2	5	2	30	0	30
	T	0	0	1	0	0	0	0	0	2	4	13	13	10	9	16	19	13	10	3	113	0	113
67 Malignant neoplasms of intrahepatic bile duct carcinoma	M	0	0	0	1	0	0	0	1	0	1	2	1	3	4	3	4	2	4	1	27	0	27
	F	0	0	0	0	0	0	0	1	0	1	2	1	1	3	4	2	3	4	1	23	0	23
	T	0	0	0	1	0	0	0	2	0	2	4	2	4	7	7	6	5	8	2	50	0	50
68 Malignant neoplasms of gallbladder and extrahepatic bile ducts	M	0	0	0	0	0	0	0	0	0	0	0	0	1	2	2	1	0	2	1	9	0	9
	F	0	0	0	0	0	0	0	0	0	0	1	1	2	2	1	3	0	4	1	15	0	15
	T	0	0	0	0	0	0	0	0	0	0	1	1	3	4	3	4	0	6	2	24	0	24
69 Malignant neoplasms of pancreas	M	0	0	0	0	0	0	0	0	2	10	9	18	15	21	15	23	16	11	9	149	1	150
	F	0	0	0	0	0	0	0	1	4	8	11	12	11	21	28	21	23	27	15	182	1	183
	T	0	0	0	0	0	0	0	1	6	18	20	30	26	42	43	44	39	38	24	331	2	333
70 Malignant neoplasms of other and ill-defined digestive organs	M	0	0	0	0	0	0	0	2	0	3	2	3	2	7	5	6	6	10	1	47	1	48
	F	0	0	0	0	0	0	0	0	1	1	1	3	3	6	6	8	9	6	10	54	0	54
	T	0	0	0	0	0	0	0	2	1	4	3	6	5	13	11	14	15	16	11	101	1	102
71 Malignant neoplasms of nasal cavity, middle ear and accessory sinuses	M	0	0	0	0	0	0	0	0	0	0	0	0	0	0	0	0	0	0	1	1	0	1
	F	0	0	0	0	0	0	0	0	0	1	1	0	0	0	0	2	1	0	0	5	0	5
	T	0	0	0	0	0	0	0	0	0	1	1	0	0	0	0	2	1	0	1	6	0	6
72 Malignant neoplasms of larynx	M	0	0	0	0	0	0	0	0	0	1	1	3	1	1	5	0	2	3	0	17	0	17
	F	0	0	0	0	0	0	0	0	0	1	0	1	1	2	0	1	0	0	0	6	0	6
	T	0	0	0	0	0	0	0	0	0	2	1	4	2	3	5	1	2	3	0	23	0	23

Table 18

(Continued)

		0-4	5-9	10-14	15-19	20-24	25-29	30-34	35-39	40-44	45-49	50-54	55-59	60-64	65-69	70-74	75-79	80-84	85-89	90+	Res	Non Res	Total	
73 Malignant neoplasms of trachea, bronchus and lung	M	0	0	0	0	1	0	0	1	5	10	29	52	79	122	143	137	93	50	25	747	10	757	
	F	0	0	0	0	0	1	0	1	9	21	34	50	65	94	103	85	72	48	15	598	2	600	
	T	0	0	0	0	1	1	0	2	14	31	63	102	144	216	246	222	165	98	40	1345	12	1357	
74 Malignant neoplasms of thymus, heart, mediastinum and pleura	M	0	0	0	0	0	0	0	0	0	0	0	0	0	0	0	0	0	0	0	0	0	0	0
	F	0	0	0	0	0	0	0	0	0	0	1	0	0	1	0	1	0	0	0	0	3	0	3
	T	0	0	0	0	0	0	0	0	0	0	1	0	0	1	0	1	0	0	0	0	3	0	3
75 Malignant neoplasms of other and ill-defined sites in respiratory system and intrathoracic organs	M	0	0	0	0	0	0	0	0	1	0	0	0	0	0	0	0	0	0	0	0	1	0	1
	F	0	0	0	0	0	0	0	0	0	0	0	0	0	0	0	0	0	0	0	0	0	0	0
	T	0	0	0	0	0	0	0	0	1	0	0	0	0	0	0	0	0	0	0	0	1	0	1
76 Malignant neoplasms of bone and articular cartilage	M	0	0	0	2	2	0	1	0	0	0	1	0	1	0	0	0	0	0	0	0	7	0	7
	F	0	0	0	1	1	2	0	1	0	1	0	0	0	2	2	0	1	0	1	12	0	12	
	T	0	0	0	3	3	2	1	1	0	1	1	0	1	2	2	0	1	0	1	19	0	19	
77 Malignant melanoma of skin	M	0	0	0	0	0	2	0	3	1	3	4	7	4	4	3	7	3	2	4	47	0	47	
	F	0	0	0	0	1	0	1	0	0	5	3	4	4	1	4	0	1	3	2	29	1	30	
	T	0	0	0	0	1	2	1	3	1	8	7	11	8	5	7	7	4	5	6	76	1	77	
78 Other malignant neoplasms of skin	M	0	0	0	0	0	0	0	0	1	1	0	2	2	3	1	3	1	1	0	15	0	15	
	F	0	0	0	0	0	0	0	0	0	0	0	0	0	0	1	1	0	1	1	4	0	4	
	T	0	0	0	0	0	0	0	0	1	1	0	2	2	3	2	4	1	2	1	19	0	19	
79 Mesothelioma	M	0	0	0	0	0	0	0	0	0	0	1	1	2	1	7	14	7	1	0	34	1	35	
	F	0	0	0	0	0	0	0	0	1	0	0	0	0	1	0	0	3	0	0	5	0	5	
	T	0	0	0	0	0	0	0	0	1	0	1	1	2	2	7	14	10	1	0	39	1	40	
80 Kaposi's sarcoma	M	0	0	0	0	0	0	0	0	0	0	0	0	0	0	0	0	0	1	0	1	0	1	
	F	0	0	0	0	0	0	0	0	0	0	0	0	0	0	0	0	0	0	0	0	0	0	
	T	0	0	0	0	0	0	0	0	0	0	0	0	0	0	0	0	0	1	0	1	0	1	
81 Malignant neoplasms of other mesothelial and soft tissue	M	0	0	0	0	0	1	1	0	0	0	1	4	2	1	4	2	0	1	1	18	0	18	
	F	0	0	0	1	0	0	1	0	0	2	2	3	1	1	7	6	3	3	1	31	0	31	
	T	0	0	0	1	0	1	2	0	0	2	3	7	3	2	11	8	3	4	2	49	0	49	
82 Malignant neoplasm of breast	M	0	0	0	0	0	0	0	0	0	1	0	0	1	2	0	0	0	0	0	4	0	4	
	F	0	0	0	0	0	0	3	6	13	20	41	45	45	35	42	45	55	35	26	411	3	414	
	T	0	0	0	0	0	0	3	6	13	21	41	45	46	37	42	45	55	35	26	415	3	418	
83 Malignant neoplasms of vulva and vagina	M	0	0	0	0	0	0	0	0	0	0	0	0	0	0	0	0	0	0	0	0	0	0	
	F	0	0	0	0	0	0	0	0	0	1	0	2	1	2	0	3	1	2	0	12	0	12	
	T	0	0	0	0	0	0	0	0	0	1	0	2	1	2	0	3	1	2	0	12	0	12	
84 Malignant neoplasms of cervix uteri	M	0	0	0	0	0	0	0	0	0	0	0	0	0	0	0	0	0	0	0	0	0	0	
	F	0	0	0	0	0	0	2	1	5	1	6	4	4	1	3	1	2	1	1	32	0	32	
	T	0	0	0	0	0	0	2	1	5	1	6	4	4	1	3	1	2	1	1	32	0	32	

Table 18

(Continued)

		0-4	5-9	10-14	15-19	20-24	25-29	30-34	35-39	40-44	45-49	50-54	55-59	60-64	65-69	70-74	75-79	80-84	85-89	90+	Res	Non Res	Total
85 Malignant neoplasms of corpus uteri and uterus, part unspecified	M	0	0	0	0	0	0	0	0	0	0	0	0	0	0	0	0	0	0	0	0	0	0
	F	0	0	0	0	0	1	0	0	0	1	6	6	13	7	8	7	4	9	3	65	2	67
	T	0	0	0	0	0	1	0	0	0	1	6	6	13	7	8	7	4	9	3	65	2	67
86 Malignant neoplasms of ovary	M	0	0	0	0	0	0	0	0	0	0	0	0	0	0	0	0	0	0	0	0	0	0
	F	0	0	1	0	0	1	0	2	2	4	9	6	10	15	19	11	8	9	7	104	1	105
	T	0	0	1	0	0	1	0	2	2	4	9	6	10	15	19	11	8	9	7	104	1	105
87 Malignant neoplasms of other and unspecified female genital organs	M	0	0	0	0	0	0	0	0	0	0	0	0	0	0	0	0	0	0	0	0	0	0
	F	0	0	0	0	0	0	0	0	0	0	0	1	0	0	0	0	0	0	1	2	0	2
	T	0	0	0	0	0	0	0	0	0	0	0	1	0	0	0	0	0	0	1	2	0	2
88 Malignant neoplasms of placenta	M	0	0	0	0	0	0	0	0	0	0	0	0	0	0	0	0	0	0	0	0	0	0
	F	0	0	0	0	0	0	0	0	0	0	0	0	0	0	0	0	0	0	0	0	0	0
	T	0	0	0	0	0	0	0	0	0	0	0	0	0	0	0	0	0	0	0	0	0	0
89 Malignant neoplasms of prostate	M	0	0	0	0	0	0	0	0	0	2	6	3	18	27	44	56	77	71	37	341	2	343
	F	0	0	0	0	0	0	0	0	0	0	0	0	0	0	0	0	0	0	0	0	0	0
	T	0	0	0	0	0	0	0	0	0	2	6	3	18	27	44	56	77	71	37	341	2	343
90 Malignant neoplasms of testis	M	0	0	0	0	0	1	0	0	0	0	0	0	0	0	0	0	0	0	0	1	0	1
	F	0	0	0	0	0	0	0	0	0	0	0	0	0	0	0	0	0	0	0	0	0	0
	T	0	0	0	0	0	1	0	0	0	0	0	0	0	0	0	0	0	0	0	1	0	1
91 Malignant neoplasms of penis and other and unspecified male genital organs	M	0	0	0	0	0	0	0	0	0	0	0	0	0	0	0	2	1	0	1	4	0	4
	F	0	0	0	0	0	0	0	0	0	0	0	0	0	0	0	0	0	0	0	0	0	0
	T	0	0	0	0	0	0	0	0	0	0	0	0	0	0	0	2	1	0	1	4	0	4
92 Malignant neoplasms of kidney and renal pelvis	M	0	0	0	0	0	0	0	0	2	5	9	7	7	4	13	12	10	6	4	79	1	80
	F	0	0	0	0	0	0	0	0	0	0	4	4	4	4	5	9	10	6	3	49	0	49
	T	0	0	0	0	0	0	0	0	2	5	13	11	11	8	18	21	20	12	7	128	1	129
93 Malignant neoplasms of bladder	M	0	0	0	0	0	0	0	0	1	0	2	4	9	7	13	13	16	10	7	82	0	82
	F	0	0	0	0	0	0	0	0	0	1	2	3	2	2	2	3	6	4	7	32	1	33
	T	0	0	0	0	0	0	0	0	1	1	4	7	11	9	15	16	22	14	14	114	1	115
94 Malignant neoplasms of other and unspecified sites within the urinary tract	M	0	0	0	0	0	0	0	0	0	0	1	0	0	0	1	0	2	0	0	4	0	4
	F	0	0	0	0	0	0	0	0	0	0	0	1	0	0	0	1	0	0	0	2	0	2
	T	0	0	0	0	0	0	0	0	0	0	1	1	0	0	1	1	2	0	0	6	0	6
95 Malignant neoplasm of eye and adnexa	M	0	0	0	0	0	0	0	0	0	0	0	0	0	0	0	0	0	0	1	1	0	1
	F	0	0	0	0	0	0	0	0	0	0	0	0	0	0	0	0	0	0	0	0	0	0
	T	0	0	0	0	0	0	0	0	0	0	0	0	0	0	0	0	0	0	0	1	1	0
96 Malignant neoplasms of brain	M	1	1	0	1	0	1	2	7	8	9	11	17	10	11	9	7	5	3	0	103	1	104
	F	1	1	2	0	0	0	2	2	1	7	12	6	4	5	4	5	3	2	2	59	1	60
	T	2	2	2	1	0	1	4	9	9	16	23	23	14	16	13	12	8	5	2	162	2	164

Table 18

(Continued)

		0-4	5-9	10-14	15-19	20-24	25-29	30-34	35-39	40-44	45-49	50-54	55-59	60-64	65-69	70-74	75-79	80-84	85-89	90+	Res	Non Res	Total		
97 Malignant neoplasms of other parts of central nervous system	M	0	0	0	0	0	0	0	0	0	0	0	0	1	0	0	0	0	0	0	0	1	0	1	
	F	0	0	0	0	0	0	0	0	0	0	0	0	0	0	0	0	0	0	0	0	0	0	0	0
	T	0	0	0	0	0	0	0	0	0	0	0	0	0	1	0	0	0	0	0	0	1	0	1	1
98 Malignant neoplasms of thyroid and other endocrine glands	M	0	1	0	0	0	0	0	0	0	0	0	0	1	2	1	3	4	0	0	12	0	0	12	
	F	0	0	0	0	0	0	0	0	1	0	0	0	2	1	0	1	1	0	1	7	0	0	7	
	T	0	1	0	0	0	0	0	0	1	0	0	0	3	3	1	4	5	0	1	19	0	0	19	
99 Other malignant neoplasms of other and unspecified sites	M	0	0	0	0	0	1	1	1	2	5	11	21	25	19	30	40	39	26	13	234	5	239		
	F	0	0	0	0	0	0	1	2	1	3	11	19	19	17	22	38	39	31	16	219	4	223		
	T	0	0	0	0	0	1	2	3	3	8	22	40	44	36	52	78	78	57	29	453	9	462		
100 Hodgkin's disease	M	0	0	0	0	0	0	0	2	1	0	0	0	0	0	2	4	0	0	9	0	0	9		
	F	0	0	0	0	0	0	0	0	0	0	0	0	0	1	1	0	0	0	0	2	0	2		
	T	0	0	0	0	0	0	0	2	1	0	0	0	0	1	1	2	4	0	0	11	0	11		
101 Non-Hodgkin's lymphoma	M	0	0	1	0	0	1	1	0	1	4	3	11	13	14	13	23	15	12	6	118	1	119		
	F	0	0	0	0	0	0	0	0	0	3	0	4	7	14	16	15	18	10	8	95	2	97		
	T	0	0	1	0	0	1	1	0	1	7	3	15	20	28	29	38	33	22	14	213	3	216		
102 Malignant neoplasms of other and unspecified lymphoid, hematopoietic and related tissue	M	0	0	0	0	0	0	0	0	0	0	0	0	0	0	1	0	0	1	0	2	0	2		
	F	0	0	0	0	0	0	0	0	1	0	0	0	0	0	0	1	0	0	0	2	0	2		
	T	0	0	0	0	0	0	0	0	1	0	0	0	0	0	1	1	0	1	0	4	0	4		
103 Malignant immunoproliferative diseases	M	0	0	0	0	0	0	0	0	0	0	0	0	0	0	0	2	1	0	0	3	0	3		
	F	0	0	0	0	0	0	0	0	0	0	0	0	0	0	0	0	2	0	0	2	0	2		
	T	0	0	0	0	0	0	0	0	0	0	0	0	0	0	0	2	3	0	0	5	0	5		
104 Multiple myeloma and malignant plasma cell neoplasms	M	0	0	0	0	0	0	0	0	0	1	4	4	5	5	11	8	6	6	1	51	1	52		
	F	0	0	0	0	0	0	0	0	0	1	3	1	3	9	5	7	8	5	2	44	1	45		
	T	0	0	0	0	0	0	0	0	0	2	7	5	8	14	16	15	14	11	3	95	2	97		
105 Lymphoid leukemia	M	2	1	0	0	0	0	0	0	0	2	3	1	3	4	2	7	7	7	2	41	1	42		
	F	0	0	1	0	0	0	0	1	1	0	2	1	1	0	2	2	3	5	6	25	1	26		
	T	2	1	1	0	0	0	0	1	1	2	5	2	4	4	4	9	10	12	8	66	2	68		
106 Myeloid leukemia	M	0	0	0	1	0	0	0	0	1	4	2	2	3	5	6	6	2	2	2	36	2	38		
	F	0	0	0	0	0	0	0	0	0	0	0	2	2	2	4	7	4	4	0	25	5	30		
	T	0	0	0	1	0	0	0	0	1	4	2	4	5	7	10	13	6	6	2	61	7	68		
107 Monocytic leukemia	M	0	0	0	0	0	0	0	0	0	0	0	0	0	0	0	0	0	0	0	0	0	0	0	
	F	0	0	0	0	0	0	0	0	0	0	0	0	0	0	0	0	0	0	0	0	0	0	0	
	T	0	0	0	0	0	0	0	0	0	0	0	0	0	0	0	0	0	0	0	0	0	0	0	
108 Other and unspecified leukemia	M	0	0	0	0	0	0	1	0	0	1	0	0	0	3	5	7	3	2	2	24	0	24		
	F	1	0	0	0	0	0	0	0	1	1	1	1	0	1	5	4	3	2	1	21	0	21		
	T	1	0	0	0	0	0	1	0	1	2	1	1	0	4	10	11	6	4	3	45	0	45		

Table 18

(Continued)

		0-4	5-9	10-14	15-19	20-24	25-29	30-34	35-39	40-44	45-49	50-54	55-59	60-64	65-69	70-74	75-79	80-84	85-89	90+	Res	Non Res	Total	
109 Carcinoma in situ of breast and genitourinary system	M	0	0	0	0	0	0	0	0	0	0	0	0	0	0	0	0	0	0	0	0	0	0	
	F	0	0	0	0	0	0	0	0	0	0	0	0	0	0	0	0	0	0	0	0	0	0	0
	T	0	0	0	0	0	0	0	0	0	0	0	0	0	0	0	0	0	0	0	0	0	0	0
110 Carcinoma in situ of other and unspecified sites	M	0	0	0	0	0	0	0	0	0	0	0	0	0	0	0	0	0	0	0	0	0	0	
	F	0	0	0	0	0	0	0	0	0	0	0	0	0	0	0	0	0	0	0	0	0	0	0
	T	0	0	0	0	0	0	0	0	0	0	0	0	0	0	0	0	0	0	0	0	0	0	0
111 Benign neoplasms of female genital organs	M	0	0	0	0	0	0	0	0	0	0	0	0	0	0	0	0	0	0	0	0	0	0	
	F	0	0	0	0	0	1	0	0	0	0	0	0	0	0	0	0	0	0	0	0	1	0	1
	T	0	0	0	0	0	1	0	0	0	0	0	0	0	0	0	0	0	0	0	0	1	0	1
112 Benign neoplasms of eye, brain and other parts of central nervous system	M	0	0	0	0	0	0	0	0	0	0	0	0	0	1	0	1	1	1	1	1	5	0	5
	F	0	0	0	0	0	0	0	0	0	0	0	0	0	0	0	0	3	2	1	6	1	1	7
	T	0	0	0	0	0	0	0	0	0	0	0	0	0	1	0	1	4	3	2	11	1	1	12
113 Benign neoplasms of other and unspecified sites	M	0	0	0	0	0	0	0	0	1	0	0	0	0	0	1	1	0	1	0	4	0	4	
	F	0	0	0	0	0	0	0	0	0	0	0	0	0	1	0	1	0	1	0	3	0	3	
	T	0	0	0	0	0	0	0	0	0	1	0	0	0	1	1	2	0	2	0	7	0	7	
114 Neoplasms of uncertain or unknown behavior of specified sites	M	0	0	2	0	1	0	0	1	0	2	3	2	4	7	8	16	8	7	61	0	61		
	F	0	0	0	0	1	0	0	1	1	1	2	1	0	3	5	4	4	4	6	33	1	34	
	T	0	0	2	0	2	0	0	1	2	1	4	4	2	7	12	12	20	12	13	94	1	95	
115 Neoplasm of uncertain or unknown behavior of unspecified sites	M	0	0	0	0	0	0	0	0	0	0	0	0	0	0	0	1	0	0	0	1	0	1	
	F	0	0	0	0	0	1	0	0	0	0	0	0	0	1	1	0	0	0	1	4	0	4	
	T	0	0	0	0	0	1	0	0	0	0	0	0	0	1	1	1	0	0	1	5	0	5	
116 Nutritional anemias	M	0	0	0	0	0	0	0	0	0	0	0	0	0	0	0	0	0	0	1	1	0	1	
	F	0	0	0	0	0	0	0	0	0	0	0	0	0	0	0	0	0	0	0	1	1	0	1
	T	0	0	0	0	0	0	0	0	0	0	0	0	0	0	0	0	0	0	0	2	2	0	2
117 Hemolytic anemias	M	1	0	0	0	0	0	0	0	0	0	0	0	0	0	0	0	1	0	0	2	0	2	
	F	1	0	0	0	0	0	0	0	0	0	0	0	0	0	1	0	0	1	0	3	0	3	
	T	2	0	0	0	0	0	0	0	0	0	0	0	0	0	1	0	1	1	0	5	0	5	
118 Aplastic anemias	M	0	0	0	0	0	1	0	0	0	0	0	0	0	0	0	0	2	1	4	8	0	8	
	F	0	0	0	0	0	0	0	0	0	0	0	0	0	0	0	0	1	1	0	2	0	2	
	T	0	0	0	0	0	1	0	0	0	0	0	0	0	0	0	0	3	2	4	10	0	10	
119 Acute posthemorrhagic and other anemias	M	0	0	0	0	0	0	0	0	0	0	0	0	0	0	1	0	3	1	0	5	1	6	
	F	1	0	0	0	0	0	0	0	0	0	0	0	0	0	3	0	1	2	6	13	0	13	
	T	1	0	0	0	0	0	0	0	0	0	0	0	0	0	4	0	4	3	6	18	1	19	
120 Coagulation defects, purpura and other hemorrhagic conditions	M	0	0	0	0	0	0	0	0	0	0	0	0	0	0	0	0	0	1	1	2	0	2	
	F	0	0	0	0	0	0	0	0	0	0	0	0	0	1	1	0	1	3	0	6	0	6	
	T	0	0	0	0	0	0	0	0	0	0	0	0	0	1	1	0	1	4	1	8	0	8	

Table 18

(Continued)

		0-4	5-9	10-14	15-19	20-24	25-29	30-34	35-39	40-44	45-49	50-54	55-59	60-64	65-69	70-74	75-79	80-84	85-89	90+	Res	Non Res	Total
121 Other diseases of blood and blood-forming organs	M	0	0	0	0	0	0	0	0	0	0	0	0	0	1	0	0	1	0	0	2	0	2
	F	3	0	0	0	0	0	0	0	0	0	1	1	0	0	0	2	0	2	1	10	0	10
	T	3	0	0	0	0	0	0	0	0	0	1	1	0	1	0	2	1	2	1	12	0	12
122 Certain disorders involving the immune mechanism	M	0	0	0	0	0	0	2	0	0	0	0	1	1	1	0	0	0	0	0	5	1	6
	F	0	0	0	0	0	0	0	0	0	0	0	0	0	0	0	0	1	0	1	2	0	2
	T	0	0	0	0	0	0	2	0	0	0	0	1	1	1	0	0	1	0	1	7	1	8
123 Disorders of thyroid gland	M	0	0	0	0	0	0	0	0	0	0	0	0	0	0	0	1	1	0	1	3	0	3
	F	0	0	0	0	0	0	0	0	0	0	1	0	0	0	0	1	1	1	4	8	0	8
	T	0	0	0	0	0	0	0	0	0	0	1	0	0	0	0	2	2	1	5	11	0	11
124 Diabetes mellitus	M	0	0	0	2	1	0	0	3	5	2	8	15	21	33	25	38	38	36	22	249	7	256
	F	0	0	0	0	2	0	1	1	2	3	0	5	8	16	22	31	35	36	44	206	2	208
	T	0	0	0	2	3	0	1	4	7	5	8	20	29	49	47	69	73	72	66	455	9	464
125 Disorders of pituitary gland	M	0	0	0	0	0	0	0	0	0	0	0	0	0	0	0	0	0	0	0	0	0	0
	F	0	0	0	0	0	0	0	0	0	0	0	0	0	0	0	1	0	0	0	1	0	1
	T	0	0	0	0	0	0	0	0	0	0	0	0	0	0	0	1	0	0	0	1	0	1
126 Disorders of adrenal glands	M	0	0	0	0	1	0	0	0	0	0	0	0	0	0	0	0	0	1	1	3	0	3
	F	0	0	0	0	0	0	0	0	0	0	0	0	0	0	0	0	1	0	0	1	0	1
	T	0	0	0	0	1	0	0	0	0	0	0	0	0	0	0	0	1	1	1	4	0	4
127 Diseases of thymus	M	0	0	0	0	0	0	0	0	0	0	0	0	0	0	0	0	0	0	0	0	0	0
	F	0	0	0	0	0	0	0	0	0	0	0	0	0	0	0	0	0	0	0	0	0	0
	T	0	0	0	0	0	0	0	0	0	0	0	0	0	0	0	0	0	0	0	0	0	0
128 Other endocrine diseases	M	0	0	0	0	0	0	0	0	1	1	0	0	1	0	0	0	0	0	0	3	0	3
	F	0	0	0	0	0	0	0	0	0	0	0	0	2	0	0	0	0	1	1	4	0	4
	T	0	0	0	0	0	0	0	0	1	1	0	0	3	0	0	0	0	1	1	7	0	7
129 Nutritional marasmus	M	0	0	0	0	0	0	0	0	0	0	0	0	0	0	0	0	0	0	0	0	0	0
	F	0	0	0	0	0	0	0	0	0	0	0	0	0	0	0	0	0	0	0	0	0	0
	T	0	0	0	0	0	0	0	0	0	0	0	0	0	0	0	0	0	0	0	0	0	0
130 Other and unspecified malnutrition	M	0	0	0	0	0	0	0	0	0	0	1	0	0	0	0	1	0	2	0	4	0	4
	F	0	0	0	0	0	0	0	0	0	0	0	0	0	0	0	0	1	2	0	3	1	4
	T	0	0	0	0	0	0	0	0	0	0	1	0	0	0	0	1	1	4	0	7	1	8
131 Other nutritional deficiencies	M	0	0	0	0	0	0	0	0	0	0	0	0	0	0	0	0	0	0	0	0	0	0
	F	0	0	0	0	0	0	0	0	0	0	0	0	0	0	0	0	0	2	1	3	0	3
	T	0	0	0	0	0	0	0	0	0	0	0	0	0	0	0	0	0	2	1	3	0	3
132 Obesity and other hyperalimentation	M	0	0	0	0	0	0	1	1	3	3	3	3	0	2	1	2	0	0	0	19	0	19
	F	0	0	0	0	1	1	0	1	1	2	4	3	7	2	3	0	0	0	0	25	0	25
	T	0	0	0	0	1	1	1	2	4	5	7	6	7	4	4	2	0	0	0	44	0	44

Table 18

(Continued)

		0-4	5-9	10-14	15-19	20-24	25-29	30-34	35-39	40-44	45-49	50-54	55-59	60-64	65-69	70-74	75-79	80-84	85-89	90+	Res	Non Res	Total	
133 Cystic fibrosis	M	0	0	0	0	0	0	0	0	0	0	0	0	0	0	0	0	0	0	0	0	0	0	
	F	0	0	0	0	1	1	2	0	0	0	0	0	0	0	0	0	0	0	0	0	4	0	4
	T	0	0	0	0	1	1	2	0	0	0	0	0	0	0	0	0	0	0	0	0	4	0	4
134 Volume depletion, disorders of fluid, electrolyte and acid-base balance	M	0	0	0	0	0	0	0	0	0	0	0	1	0	1	2	2	2	1	4	13	0	13	
	F	1	0	0	0	0	1	0	0	0	0	0	0	1	2	2	1	2	4	8	22	1	23	
	T	1	0	0	0	0	1	0	0	0	0	0	1	1	3	4	3	4	5	12	35	1	36	
135 Other metabolic disorders	M	2	0	0	0	0	1	1	0	1	0	3	4	1	1	2	3	5	4	0	28	1	29	
	F	2	0	0	0	0	0	0	0	0	0	0	1	1	0	0	3	6	3	5	21	0	21	
	T	4	0	0	0	0	1	1	0	1	0	3	5	2	1	2	6	11	7	5	49	1	50	
136 Organic dementia	M	0	0	0	0	0	0	0	0	0	0	0	1	0	3	11	31	58	73	44	221	0	221	
	F	0	0	0	0	0	0	0	0	0	0	4	0	3	3	10	29	71	114	198	432	1	433	
	T	0	0	0	0	0	0	0	0	0	0	4	1	3	6	21	60	129	187	242	653	1	654	
137 Other and unspecified organic mental disorders	M	0	0	0	0	0	0	0	1	0	0	0	0	1	1	2	5	4	2	3	19	0	19	
	F	0	0	0	0	0	0	0	0	0	0	1	1	1	1	0	0	1	4	2	11	0	11	
	T	0	0	0	0	0	0	0	1	0	0	1	1	2	2	2	5	5	6	5	30	0	30	
138 Mental and behavioral disorders due to use of alcohol	M	0	0	0	0	0	0	2	2	9	12	22	12	7	8	7	7	2	0	0	90	2	92	
	F	0	0	0	1	0	0	0	1	3	7	5	5	3	2	0	3	1	0	0	31	2	33	
	T	0	0	0	1	0	0	2	3	12	19	27	17	10	10	7	10	3	0	0	121	4	125	
139 Mental and behavioral disorders due to other psychoactive substance use	M	0	0	0	0	0	0	1	3	3	3	1	1	0	0	0	1	1	0	0	14	0	14	
	F	0	0	0	0	0	1	1	2	4	3	2	0	1	0	0	0	0	0	0	14	0	14	
	T	0	0	0	0	0	1	2	5	7	6	3	1	1	0	0	1	1	0	0	28	0	28	
140 Schizophrenia, schizotypal and delusional disorders	M	0	0	0	0	0	0	0	0	0	0	0	0	0	0	0	1	1	1	0	3	0	3	
	F	0	0	0	0	0	0	0	0	0	0	0	0	0	0	0	1	0	0	0	1	0	1	
	T	0	0	0	0	0	0	0	0	0	0	0	0	0	0	0	1	1	1	1	4	0	4	
141 Mood (affective) disorders	M	0	0	0	0	0	0	0	0	1	0	0	0	0	1	0	0	0	0	0	2	0	2	
	F	0	0	0	0	0	0	0	0	0	0	0	0	0	1	0	0	0	3	2	6	0	6	
	T	0	0	0	0	0	0	0	0	1	0	0	0	0	2	0	0	0	3	2	8	0	8	
142 Neurotic, stress-related and somatoform disorders	M	0	0	0	0	0	0	0	0	0	0	0	0	0	0	0	1	0	0	1	2	0	2	
	F	0	0	0	0	0	0	0	0	0	0	0	0	0	0	0	0	0	0	0	0	0	0	
	T	0	0	0	0	0	0	0	0	0	0	0	0	0	0	0	1	0	0	1	2	0	2	
143 Mental retardation	M	0	0	0	0	0	0	0	0	0	1	0	0	0	1	0	1	0	0	0	3	0	3	
	F	0	0	0	0	0	0	0	0	0	0	0	0	1	0	0	0	0	0	0	1	0	1	
	T	0	0	0	0	0	0	0	0	0	1	0	0	1	1	0	1	0	0	0	4	0	4	
144 Other and unspecified mental and behavioral disorders	M	0	0	0	0	0	0	0	0	0	0	0	0	0	0	0	0	0	0	1	1	0	1	
	F	0	0	1	0	0	0	0	0	0	0	1	0	0	0	0	0	0	1	1	4	0	4	
	T	0	0	1	0	0	0	0	0	0	0	1	0	0	0	0	0	0	1	2	5	0	5	

Table 18

(Continued)

		0-4	5-9	10-14	15-19	20-24	25-29	30-34	35-39	40-44	45-49	50-54	55-59	60-64	65-69	70-74	75-79	80-84	85-89	90+	Res	Non Res	Total
157 Rheumatic mitral valve diseases	M	0	0	0	0	0	0	0	0	0	1	0	0	0	1	0	1	1	1	0	5	0	5
	F	0	0	0	0	0	0	0	0	0	2	0	0	2	0	2	4	3	3	2	18	3	21
	T	0	0	0	0	0	0	0	0	0	3	0	0	2	1	2	5	4	4	2	23	3	26
158 Rheumatic aortic valve diseases	M	0	0	0	0	0	0	0	0	0	0	0	0	0	0	0	0	0	0	0	0	0	0
	F	0	0	0	0	0	0	0	0	0	0	0	0	0	0	0	1	0	0	0	1	0	1
	T	0	0	0	0	0	0	0	0	0	0	0	0	0	0	0	1	0	0	0	1	0	1
160 Other chronic rheumatic heart diseases	M	0	0	0	0	0	0	0	0	0	0	0	0	0	0	0	1	1	2	0	4	0	4
	F	0	0	0	0	0	0	0	0	0	0	1	1	2	2	2	2	3	4	2	19	0	19
	T	0	0	0	0	0	0	0	0	0	0	1	1	2	2	2	3	4	6	2	23	0	23
161 Essential (primary) hypertension	M	0	0	0	0	0	0	0	0	0	0	0	2	0	0	0	3	2	6	5	18	0	18
	F	0	0	0	0	0	0	0	0	1	0	1	1	0	1	1	3	7	13	18	46	0	46
	T	0	0	0	0	0	0	0	0	1	0	1	3	0	1	1	6	9	19	23	64	0	64
162 Hypertensive heart disease	M	0	0	0	0	0	0	0	1	2	4	1	5	1	2	1	2	1	1	2	23	3	26
	F	0	0	0	0	0	0	0	1	0	0	2	2	0	0	0	3	6	8	11	33	0	33
	T	0	0	0	0	0	0	0	2	2	4	3	7	1	2	1	5	7	9	13	56	3	59
163 Hypertensive renal disease	M	0	0	0	0	0	1	0	0	0	0	0	0	0	0	1	4	8	8	7	29	0	29
	F	0	0	0	0	0	0	0	0	1	0	0	0	0	0	1	4	2	7	7	22	1	23
	T	0	0	0	0	0	1	0	0	1	0	0	0	0	0	2	8	10	15	14	51	1	52
164 Hypertensive heart and renal disease	M	0	0	0	0	0	0	0	0	0	0	0	0	0	0	0	0	1	0	0	1	0	1
	F	0	0	0	0	0	0	0	0	0	0	0	0	0	0	0	2	2	1	2	7	0	7
	T	0	0	0	0	0	0	0	0	0	0	0	0	0	0	0	2	3	1	2	8	0	8
165 Acute myocardial infarction	M	0	0	0	0	0	0	1	2	8	17	26	38	57	53	77	92	105	94	73	643	26	669
	F	0	0	0	0	0	0	0	2	4	3	8	12	21	14	41	47	99	119	138	508	8	516
	T	0	0	0	0	0	0	1	4	12	20	34	50	78	67	118	139	204	213	211	1151	34	1185
166 Other acute ischemic heart diseases	M	0	0	0	0	0	0	0	0	0	0	2	1	0	3	1	2	4	1	3	17	1	18
	F	0	0	0	0	0	0	0	0	0	0	0	0	0	2	0	1	3	2	3	11	0	11
	T	0	0	0	0	0	0	0	0	0	0	2	1	0	5	1	3	7	3	6	28	1	29
167 Atherosclerotic cardiovascular disease, so described	M	0	0	0	0	0	0	0	2	5	17	26	30	45	52	50	74	57	39	27	424	16	440
	F	0	0	0	0	0	0	0	0	1	3	5	17	13	19	39	44	48	42	39	270	6	276
	T	0	0	0	0	0	0	0	2	6	20	31	47	58	71	89	118	105	81	66	694	22	716
168 All other forms of chronic ischemic heart disease	M	0	0	0	0	0	0	3	9	16	29	60	37	58	70	83	142	156	152	103	918	15	933
	F	0	0	0	0	0	0	0	2	3	9	13	13	15	16	36	83	126	187	282	785	9	794
	T	0	0	0	0	0	0	3	11	19	38	73	50	73	86	119	225	282	339	385	1703	24	1727
169 Pulmonary embolism	M	0	0	0	0	0	0	0	0	0	1	0	3	0	2	1	2	4	1	1	15	0	15
	F	0	0	0	0	0	0	1	1	0	0	0	2	0	3	1	0	7	1	1	17	0	17
	T	0	0	0	0	0	0	1	1	0	1	0	5	0	5	2	2	11	2	2	32	0	32

Table 18

(Continued)

		0-4	5-9	10-14	15-19	20-24	25-29	30-34	35-39	40-44	45-49	50-54	55-59	60-64	65-69	70-74	75-79	80-84	85-89	90+	Res	Non Res	Total	
170 Other pulmonary heart disease and diseases of pulmonary circulation	M	0	0	0	0	0	0	0	0	0	1	1	0	0	1	0	0	0	0	0	3	0	3	
	F	1	0	0	0	0	0	0	0	0	0	1	0	1	0	0	0	0	0	0	1	4	0	4
	T	1	0	0	0	0	0	0	0	0	1	2	0	1	1	0	0	0	0	0	1	7	0	7
171 Acute and subacute endocarditis	M	0	0	0	0	0	0	0	0	0	1	1	1	0	0	0	0	0	0	1	0	4	0	4
	F	0	0	0	0	0	0	0	0	0	0	0	2	0	0	1	0	1	0	0	0	4	0	4
	T	0	0	0	0	0	0	0	0	0	1	1	3	0	0	1	0	1	1	0	0	8	0	8
172 Diseases of pericardium and acute myocarditis	M	0	0	0	0	0	0	1	0	0	0	0	0	0	0	0	1	0	0	0	2	1	3	
	F	0	0	0	0	0	0	0	0	2	1	0	1	0	0	0	0	0	0	0	0	4	0	4
	T	0	0	0	0	0	0	1	0	2	1	0	1	0	0	0	1	0	0	0	6	1	7	
173 Nonrheumatic mitral valve disorders	M	0	0	0	0	0	0	0	0	1	0	0	0	0	0	0	0	1	1	0	3	0	3	
	F	0	0	0	0	0	0	0	0	0	0	0	0	0	2	0	3	1	2	1	9	0	9	
	T	0	0	0	0	0	0	0	0	1	0	0	0	0	2	0	3	2	3	1	12	0	12	
174 Nonrheumatic aortic valve disorders	M	0	0	0	0	0	0	0	0	0	0	0	0	0	3	2	4	7	11	6	33	0	33	
	F	0	0	0	0	0	0	0	0	0	1	0	0	2	1	3	4	9	12	10	42	0	42	
	T	0	0	0	0	0	0	0	0	0	1	0	0	2	4	5	8	16	23	16	75	0	75	
175 All other diseases of endocardium	M	0	0	0	0	0	0	0	0	0	0	1	0	0	1	2	4	2	2	1	13	2	15	
	F	0	0	0	0	0	0	0	0	0	1	0	1	0	0	2	2	5	10	5	26	0	26	
	T	0	0	0	0	0	0	0	0	0	1	1	1	0	1	4	6	7	12	6	39	2	41	
176 Cardiomyopathy	M	0	0	0	0	0	1	0	1	7	2	2	2	5	5	3	10	1	2	0	41	2	43	
	F	0	0	1	0	0	0	1	0	3	3	4	2	2	0	3	4	2	1	3	29	0	29	
	T	0	0	1	0	0	1	1	1	10	5	6	4	7	5	6	14	3	3	3	70	2	72	
177 Conduction disorders and cardiac dysrhythmias	M	0	0	0	0	0	0	1	0	0	0	1	0	2	3	7	11	21	21	28	95	1	96	
	F	0	0	0	0	0	0	0	0	0	1	0	1	2	2	2	8	18	51	58	143	0	143	
	T	0	0	0	0	0	0	1	0	0	1	1	1	4	5	9	19	39	72	86	238	1	239	
178 Congestive heart failure	M	0	0	0	0	0	0	0	0	0	0	0	2	1	5	8	21	20	38	38	133	1	134	
	F	0	0	0	0	0	0	0	0	0	0	1	1	0	2	7	18	24	51	66	170	0	170	
	T	0	0	0	0	0	0	0	0	0	0	1	3	1	7	15	39	44	89	104	303	1	304	
179 Other and unspecified heart failure	M	0	0	0	0	0	0	0	0	0	0	0	0	0	1	2	1	7	8	3	22	0	22	
	F	0	0	0	0	0	0	0	0	0	0	0	0	0	1	4	1	1	11	24	42	1	43	
	T	0	0	0	0	0	0	0	0	0	0	0	0	0	2	6	2	8	19	27	64	1	65	
180 Myocarditis, unspecified and myocardial degeneration	M	0	0	0	0	0	0	0	0	0	0	0	0	1	0	0	0	0	0	1	2	0	2	
	F	0	0	0	0	0	0	0	0	1	0	0	0	0	0	1	0	0	0	1	3	0	3	
	T	0	0	0	0	0	0	0	0	1	0	0	0	1	0	1	0	0	0	2	5	0	5	
181 All other and ill-defined forms of heart disease	M	0	0	0	0	0	0	1	0	1	0	0	2	2	2	2	3	5	3	1	22	1	23	
	F	0	0	0	0	1	0	1	0	0	2	0	1	1	0	1	2	4	6	17	36	0	36	
	T	0	0	0	0	1	0	2	0	1	2	0	3	3	2	3	5	9	9	18	58	1	59	

Table 18

(Continued)

		0-4	5-9	10-14	15-19	20-24	25-29	30-34	35-39	40-44	45-49	50-54	55-59	60-64	65-69	70-74	75-79	80-84	85-89	90+	Res	Non Res	Total	
195 Influenza	M	0	0	0	1	0	0	0	0	0	0	0	0	0	0	1	1	1	1	0	5	0	5	
	F	0	0	0	0	0	0	0	0	0	0	0	0	0	0	0	0	3	0	5	8	0	8	
	T	0	0	0	1	0	0	0	0	0	0	0	0	0	0	1	1	4	1	5	13	0	13	
196 Viral pneumonia, not elsewhere classified	M	0	0	0	0	0	0	0	0	0	0	0	0	0	0	0	0	0	1	0	1	0	1	
	F	0	0	0	0	0	0	0	0	0	0	0	0	0	1	0	0	0	0	0	1	0	1	
	T	0	0	0	0	0	0	0	0	0	0	0	0	0	1	0	0	0	1	0	2	0	2	
197 Bacterial pneumonia	M	0	0	0	0	0	0	0	1	1	1	2	1	0	0	0	0	0	0	0	6	0	6	
	F	0	0	0	0	0	0	0	0	0	0	1	0	0	0	1	0	0	0	1	3	0	3	
	T	0	0	0	0	0	0	0	1	1	1	3	1	0	0	1	0	0	0	1	9	0	9	
198 Pneumonia due to other or unspecified organisms	M	4	0	0	1	1	0	3	3	4	4	7	12	8	9	16	25	41	28	47	213	2	215	
	F	0	0	0	0	0	2	0	1	3	4	4	8	6	7	13	19	34	51	83	235	4	239	
	T	4	0	0	1	1	2	3	4	7	8	11	20	14	16	29	44	75	79	130	448	6	454	
199 Acute bronchitis and bronchiolitis	M	0	0	0	0	0	0	0	0	0	0	1	0	0	0	0	0	0	0	0	1	0	1	
	F	1	0	0	0	0	0	0	0	0	0	0	0	0	0	0	0	0	0	0	1	0	1	
	T	1	0	0	0	0	0	0	0	0	0	1	0	0	0	0	0	0	0	0	2	0	2	
200 Unspecified acute lower respiratory infection	M	0	0	0	0	0	0	0	0	0	0	0	0	0	1	0	0	0	0	0	1	0	1	
	F	0	0	0	0	0	0	0	0	0	0	0	0	0	0	0	0	0	0	0	2	2	0	2
	T	0	0	0	0	0	0	0	0	0	0	0	0	0	1	0	0	0	0	2	3	0	3	
201 Other diseases of upper respiratory tract	M	0	0	0	0	0	0	0	0	0	0	0	0	0	1	0	0	0	0	0	1	1	2	
	F	0	0	0	0	0	0	0	0	0	0	0	0	1	0	0	0	0	0	0	1	0	1	
	T	0	0	0	0	0	0	0	0	0	0	0	0	1	1	0	0	0	0	0	2	1	3	
202 Bronchitis, not specified as acute or chronic	M	0	0	0	0	0	0	0	0	0	0	0	0	0	0	1	0	0	0	1	2	0	2	
	F	0	0	0	0	0	0	0	0	0	0	0	0	0	0	0	0	0	0	1	1	0	1	
	T	0	0	0	0	0	0	0	0	0	0	0	0	0	0	1	0	0	0	2	3	0	3	
203 Chronic bronchitis	M	0	0	0	0	0	0	0	0	0	0	0	0	0	1	0	0	0	1	0	2	0	2	
	F	0	0	0	0	0	0	0	0	0	0	0	1	0	0	0	1	0	1	0	3	0	3	
	T	0	0	0	0	0	0	0	0	0	0	0	1	0	1	0	1	0	2	0	5	0	5	
204 Emphysema	M	0	0	0	0	1	0	0	0	0	1	1	0	3	5	1	9	3	4	1	29	1	30	
	F	0	0	0	0	0	0	0	0	0	0	0	0	0	3	3	4	6	4	1	21	0	21	
	T	0	0	0	0	1	0	0	0	0	1	1	0	3	8	4	13	9	8	2	50	1	51	
205 Other chronic obstructive pulmonary disease	M	0	0	0	0	0	0	0	0	0	5	6	11	18	47	57	76	91	77	46	434	5	439	
	F	0	0	0	0	0	0	0	0	4	3	2	5	18	33	45	58	84	64	72	388	2	390	
	T	0	0	0	0	0	0	0	0	4	8	8	16	36	80	102	134	175	141	118	822	7	829	
206 Asthma	M	0	1	0	0	2	0	0	1	2	0	0	0	0	0	0	1	1	1	2	11	0	11	
	F	0	0	0	1	0	1	0	0	0	1	1	1	0	0	1	2	1	2	0	11	0	11	
	T	0	1	0	1	2	1	0	1	2	1	1	1	0	0	1	3	2	3	2	22	0	22	

Table 18

(Continued)

		0-4	5-9	10-14	15-19	20-24	25-29	30-34	35-39	40-44	45-49	50-54	55-59	60-64	65-69	70-74	75-79	80-84	85-89	90+	Res	Non Res	Total	
207 Bronchiectasis	M	0	0	0	0	0	0	0	0	0	0	0	0	0	0	3	0	0	0	0	3	0	3	
	F	0	0	0	0	0	0	0	0	1	0	1	0	0	0	1	2	1	0	0	0	6	1	7
	T	0	0	0	0	0	0	0	0	1	0	1	0	0	0	4	2	1	0	0	0	9	1	10
208 Pneumoconioses and chemical effects	M	0	0	0	0	0	0	0	0	0	0	2	0	0	0	3	2	1	1	1	1	10	0	10
	F	0	0	0	0	0	0	0	1	1	1	0	0	0	0	0	0	0	1	0	0	4	0	4
	T	0	0	0	0	0	0	0	1	1	1	2	0	0	0	3	2	1	2	1	1	14	0	14
209 Pneumonitis due to food and vomit	M	0	0	0	0	0	0	1	1	0	1	5	1	1	9	9	13	22	25	24	112	0	112	
	F	0	1	0	0	0	0	0	0	0	1	3	7	3	5	4	11	16	31	36	118	0	118	
	T	0	1	0	0	0	0	1	1	0	2	8	8	4	14	13	24	38	56	60	230	0	230	
210 Other pneumonitis due to solids and liquids	M	0	0	0	0	0	0	0	0	0	0	0	0	0	0	0	0	0	0	0	0	0	0	
	F	0	0	0	0	0	0	0	0	0	0	0	0	0	0	0	0	0	0	0	0	0	0	
	T	0	0	0	0	0	0	0	0	0	0	0	0	0	0	0	0	0	0	0	0	0	0	
211 Other lung diseases due to external agents	M	0	0	0	0	0	0	0	0	0	1	0	0	1	0	0	0	1	0	0	3	0	3	
	F	0	0	0	0	0	0	0	0	0	0	0	0	1	0	0	0	1	0	1	3	0	3	
	T	0	0	0	0	0	0	0	0	0	1	0	0	2	0	0	0	2	0	1	6	0	6	
212 Suppurative and necrotic conditions of lower respiratory tract	M	0	0	0	0	0	0	0	0	0	0	1	0	0	0	0	1	0	3	0	5	0	5	
	F	0	0	0	0	0	0	0	0	0	0	0	0	0	0	2	1	1	0	0	4	0	4	
	T	0	0	0	0	0	0	0	0	0	0	1	0	0	0	2	2	1	3	0	9	0	9	
213 Pleural effusion and plaque	M	0	0	0	0	0	0	0	0	0	0	0	0	0	0	0	0	0	3	0	3	0	3	
	F	0	0	0	0	0	0	0	0	0	0	0	0	0	0	1	0	2	4	2	9	0	9	
	T	0	0	0	0	0	0	0	0	0	0	0	0	0	0	1	0	2	7	2	12	0	12	
214 All other diseases of respiratory system	M	1	0	0	0	0	1	0	0	0	0	1	3	6	6	11	23	22	14	7	95	3	98	
	F	0	0	0	0	0	0	0	1	0	0	1	1	3	4	9	11	14	10	12	66	2	68	
	T	1	0	0	0	0	1	0	1	0	0	2	4	9	10	20	34	36	24	19	161	5	166	
215 Diseases of oral cavity, salivary glands and jaws	M	0	0	0	0	0	0	0	0	0	0	0	0	0	0	0	0	0	0	0	0	0	0	
	F	0	0	0	0	0	0	0	0	0	0	0	0	0	0	0	0	0	1	1	2	0	2	
	T	0	0	0	0	0	0	0	0	0	0	0	0	0	0	0	0	0	1	1	2	0	2	
216 Diseases of esophagus	M	0	0	0	0	0	0	0	0	0	0	0	0	1	1	1	0	1	2	0	6	0	6	
	F	0	0	0	0	0	0	0	0	0	0	0	1	0	0	1	0	0	5	5	12	0	12	
	T	0	0	0	0	0	0	0	0	0	0	0	1	1	1	2	0	1	7	5	18	0	18	
217 Gastric ulcer	M	0	0	0	0	0	0	0	0	0	0	1	0	0	0	0	0	1	0	1	3	0	3	
	F	0	0	0	0	0	0	0	0	0	0	1	1	2	0	0	0	1	2	1	8	0	8	
	T	0	0	0	0	0	0	0	0	0	0	2	1	2	0	0	0	2	2	2	11	0	11	
218 Duodenal ulcer	M	0	0	0	0	0	0	1	0	1	2	3	1	1	0	3	0	4	0	16	2	18		
	F	0	0	0	0	0	0	0	0	0	1	0	0	2	1	2	2	0	3	3	14	1	15	
	T	0	0	0	0	0	0	1	0	2	2	3	3	2	2	5	0	7	3	30	3	33		

Table 18

(Continued)

		0-4	5-9	10-14	15-19	20-24	25-29	30-34	35-39	40-44	45-49	50-54	55-59	60-64	65-69	70-74	75-79	80-84	85-89	90+	Res	Non Res	Total
219 Peptic ulcer, site unspecified	M	0	0	0	0	1	0	0	0	0	0	0	0	1	0	1	1	1	2	0	7	0	7
	F	0	0	0	0	0	0	0	0	0	0	0	0	0	0	0	1	0	1	3	5	0	5
	T	0	0	0	0	1	0	0	0	0	0	0	0	1	0	1	2	1	3	3	12	0	12
220 Gastrojejunal ulcer	M	0	0	0	0	0	0	0	0	0	0	0	0	0	0	0	0	0	0	0	0	0	0
	F	0	0	0	0	0	0	0	0	0	0	0	0	0	0	0	0	0	0	0	0	0	0
	T	0	0	0	0	0	0	0	0	0	0	0	0	0	0	0	0	0	0	0	0	0	0
221 Gastritis and duodenitis	M	0	0	0	0	0	0	0	0	0	0	0	1	0	0	0	0	0	0	0	1	0	1
	F	0	0	0	0	0	0	0	0	0	0	0	0	0	0	0	0	0	0	0	0	0	0
	T	0	0	0	0	0	0	0	0	0	0	0	1	0	0	0	0	0	0	0	1	0	1
222 Dyspepsia and other diseases of stomach and duodenum	M	1	0	0	0	0	0	0	0	0	0	0	0	1	0	2	1	0	0	0	5	0	5
	F	0	0	0	0	0	0	0	0	0	0	0	0	1	0	1	0	0	0	1	3	0	3
	T	1	0	0	0	0	0	0	0	0	0	0	0	2	0	3	1	0	0	1	8	0	8
223 Diseases of appendix	M	0	0	0	1	0	0	0	0	0	0	0	0	0	1	1	1	0	0	1	5	1	6
	F	0	0	0	0	0	0	0	0	0	0	2	0	0	0	0	0	1	0	0	3	1	4
	T	0	0	0	1	0	0	0	0	0	0	2	0	0	1	1	1	1	0	1	8	2	10
224 Hernia	M	0	0	0	0	0	0	0	0	0	0	0	2	0	1	0	1	1	1	0	6	0	6
	F	0	0	0	0	0	0	0	0	0	0	0	2	0	0	1	3	2	2	6	16	0	16
	T	0	0	0	0	0	0	0	0	0	0	0	4	0	1	1	4	3	3	6	22	0	22
225 Crohn's disease and ulcerative colitis	M	0	0	0	0	0	0	0	0	0	0	0	1	1	0	1	2	1	0	0	6	0	6
	F	0	0	0	0	0	0	0	0	0	0	1	1	0	1	3	0	2	1	1	10	0	10
	T	0	0	0	0	0	0	0	0	0	0	1	2	1	1	4	2	3	1	1	16	0	16
226 Vascular disorders and obstruction of intestine without hernia	M	0	0	1	0	0	0	0	0	1	0	0	0	3	2	6	11	11	9	9	53	3	56
	F	0	0	0	0	0	1	0	2	2	0	5	5	4	6	6	18	13	16	25	103	3	106
	T	0	0	1	0	0	1	0	2	3	0	5	5	7	8	12	29	24	25	34	156	6	162
227 Diverticular disease of intestine	M	0	0	0	0	0	0	0	0	0	0	0	2	0	2	2	0	0	2	2	10	2	12
	F	0	0	0	0	0	0	0	0	0	0	0	1	1	2	0	2	5	1	6	18	0	18
	T	0	0	0	0	0	0	0	0	0	0	0	3	1	4	2	2	5	3	8	28	2	30
228 Other diseases of intestines and peritoneum	M	0	0	0	0	0	0	0	0	0	0	1	1	0	0	2	4	6	4	4	22	0	22
	F	0	0	0	0	0	0	0	0	0	0	0	1	1	4	2	2	4	5	8	27	0	27
	T	0	0	0	0	0	0	0	0	0	0	1	2	1	4	4	6	10	9	12	49	0	49
229 Diseases of peritoneum	M	0	0	0	0	0	0	0	0	0	0	1	0	1	0	3	2	1	0	1	9	1	10
	F	0	0	0	0	0	0	0	0	0	0	0	0	1	0	2	1	4	1	3	12	0	12
	T	0	0	0	0	0	0	0	0	0	0	1	0	2	0	5	3	5	1	4	21	1	22
230 Alcoholic liver disease	M	0	0	0	0	0	0	1	2	5	14	13	16	7	11	5	8	2	0	0	84	1	85
	F	0	0	0	0	0	0	0	2	5	14	7	7	5	5	0	1	2	1	0	49	1	50
	T	0	0	0	0	0	0	1	4	10	28	20	23	12	16	5	9	4	1	0	133	2	135

Table 18

(Continued)

		0-4	5-9	10-14	15-19	20-24	25-29	30-34	35-39	40-44	45-49	50-54	55-59	60-64	65-69	70-74	75-79	80-84	85-89	90+	Res	Non Res	Total	
231 Chronic hepatitis, not elsewhere classified	M	0	0	0	0	0	0	0	0	0	0	0	0	0	0	0	0	0	0	0	0	0	0	
	F	0	0	0	0	0	0	0	0	0	0	0	0	0	0	0	0	0	0	0	0	0	0	0
	T	0	0	0	0	0	0	0	0	0	0	0	0	0	0	0	0	0	0	0	0	0	0	0
232 Fibrosis and cirrhosis of liver	M	0	0	0	0	0	0	1	0	1	6	6	6	7	4	7	5	6	3	0	52	2	54	
	F	0	1	0	0	0	0	0	0	0	1	3	4	8	4	4	7	6	2	2	42	1	43	
	T	0	1	0	0	0	0	1	0	1	7	9	10	15	8	11	12	12	5	2	94	3	97	
233 Other diseases of liver	M	2	0	0	0	0	0	0	0	4	5	4	4	7	5	7	5	3	1	1	48	3	51	
	F	0	0	0	0	0	1	0	1	2	1	4	3	4	1	3	4	4	3	1	32	0	32	
	T	2	0	0	0	0	1	0	1	6	6	8	7	11	6	10	9	7	4	2	80	3	83	
234 Cholelithiasis and other disorders of gallbladder	M	0	0	0	0	0	0	0	0	0	1	1	1	0	3	0	1	3	0	4	14	1	15	
	F	0	0	0	0	0	0	0	1	0	0	0	0	0	1	3	3	0	2	4	14	0	14	
	T	0	0	0	0	0	0	0	1	0	1	1	1	0	4	3	4	3	2	8	28	1	29	
235 Pancreatitis	M	0	0	0	0	0	0	0	0	0	0	0	0	0	1	0	1	0	0	0	2	0	2	
	F	0	0	0	0	0	0	0	0	0	0	0	0	0	0	0	0	0	1	0	1	0	1	
	T	0	0	0	0	0	0	0	0	0	0	0	0	0	1	0	1	0	1	0	3	0	3	
236 Other disorders of biliary tract and pancreas	M	0	0	0	0	0	0	0	0	0	0	1	1	0	0	1	1	1	1	1	6	0	6	
	F	0	0	0	0	0	0	1	0	0	0	0	0	0	0	0	0	1	1	1	4	0	4	
	T	0	0	0	0	0	0	1	0	0	0	1	1	0	0	1	2	2	2	2	10	0	10	
237 All other diseases of digestive system	M	0	0	0	0	1	0	0	0	0	0	2	1	0	0	2	4	6	7	4	27	0	27	
	F	0	0	0	0	0	0	0	0	0	0	1	0	1	1	0	4	12	10	18	47	0	47	
	T	0	0	0	0	1	0	0	0	0	0	3	1	1	1	2	8	18	17	22	74	0	74	
238 Infections of skin and subcutaneous tissue	M	0	0	0	0	0	0	0	0	1	0	1	2	2	0	2	2	3	2	3	18	0	18	
	F	0	0	0	0	0	0	0	0	0	0	0	0	0	0	4	0	1	0	1	6	0	6	
	T	0	0	0	0	0	0	0	0	1	0	1	2	2	0	6	2	4	2	4	24	0	24	
239 Other and unspecified diseases of skin and subcutaneous tissue	M	0	0	0	0	0	0	0	0	0	0	0	0	0	0	0	1	0	1	0	2	0	2	
	F	0	0	0	0	0	0	0	0	1	0	2	1	0	0	0	1	3	7	3	18	0	18	
	T	0	0	0	0	0	0	0	0	1	0	2	1	0	0	0	2	3	8	3	20	0	20	
240 Rheumatoid arthritis and related inflammatory polyarthropathies	M	0	0	0	0	0	0	0	0	0	1	0	0	0	1	0	3	1	1	0	7	0	7	
	F	0	0	0	0	0	0	0	0	0	0	1	0	0	2	1	4	3	2	2	15	0	15	
	T	0	0	0	0	0	0	0	0	0	1	1	0	0	3	1	7	4	3	2	22	0	22	
241 Systemic lupus erythematosus	M	0	0	0	0	0	0	0	0	0	0	0	1	0	1	0	0	0	0	0	2	0	2	
	F	0	0	0	0	0	0	0	0	0	0	2	0	0	0	0	0	1	0	0	3	0	3	
	T	0	0	0	0	0	0	0	0	0	0	2	1	0	1	0	0	1	0	0	5	0	5	
242 Other arthropathies and related disorders	M	0	0	0	0	0	0	0	0	0	0	1	1	1	0	1	1	0	2	1	8	0	8	
	F	0	0	0	0	0	0	0	1	0	2	1	2	0	3	3	5	3	3	6	29	1	30	
	T	0	0	0	0	0	0	0	1	0	2	2	3	1	3	4	6	3	5	7	37	1	38	

Table 18

(Continued)

		0-4	5-9	10-14	15-19	20-24	25-29	30-34	35-39	40-44	45-49	50-54	55-59	60-64	65-69	70-74	75-79	80-84	85-89	90+	Res	Non Res	Total
243 Dorsopathies	M	0	0	0	0	0	0	0	0	0	0	1	0	0	0	2	0	1	0	0	4	0	4
	F	0	0	0	0	0	0	0	0	0	0	0	2	0	0	2	0	0	0	2	6	0	6
	T	0	0	0	0	0	0	0	0	0	0	1	2	0	0	4	0	1	0	2	10	0	10
244 Soft tissue disorders	M	0	0	0	1	0	0	0	0	0	0	0	1	0	2	2	0	1	0	1	8	1	9
	F	0	0	0	0	0	0	0	0	0	0	0	0	0	0	1	0	1	1	1	4	1	5
	T	0	0	0	1	0	0	0	0	0	0	0	1	0	2	3	0	2	1	2	12	2	14
245 Osteoporosis	M	0	0	0	0	0	0	0	0	0	0	0	0	0	0	1	0	0	1	2	4	0	4
	F	0	0	0	0	0	0	0	0	0	0	0	0	0	0	0	3	4	5	8	20	0	20
	T	0	0	0	0	0	0	0	0	0	0	0	0	0	0	1	3	4	6	10	24	0	24
246 Other osteopathies, chondropathies and disorders of musculoskeletal system and connective tissue	M	0	0	0	0	0	0	0	0	0	0	0	0	0	1	0	2	1	0	1	5	0	5
	F	0	0	0	0	0	0	0	0	0	0	0	1	0	0	0	0	0	2	0	3	0	3
	T	0	0	0	0	0	0	0	0	0	0	0	1	0	1	0	2	1	2	1	8	0	8
247 Acute and rapidly progressive nephritic syndrome	M	0	0	0	0	0	0	0	0	0	0	0	0	0	1	0	0	0	0	0	1	0	1
	F	0	0	0	0	0	0	0	0	0	0	0	0	0	0	0	0	0	0	0	0	0	0
	T	0	0	0	0	0	0	0	0	0	0	0	0	0	1	0	0	0	0	0	1	0	1
248 Nephrotic syndrome	M	0	0	0	0	0	0	0	0	0	0	0	0	0	0	0	0	0	1	0	1	0	1
	F	0	0	1	0	0	0	0	0	0	0	0	0	0	0	0	0	0	0	0	1	1	2
	T	0	0	1	0	0	0	0	0	0	0	0	0	0	0	0	0	0	1	0	2	1	3
249 Other and unspecified glomerular diseases	M	0	0	0	0	0	0	0	0	0	1	0	0	0	0	0	1	1	0	0	3	0	3
	F	0	0	0	0	0	0	0	0	0	0	0	0	0	0	0	0	1	3	0	4	0	4
	T	0	0	0	0	0	0	0	0	0	1	0	0	0	0	0	1	2	3	0	7	0	7
250 Renal tubulo-interstitial diseases	M	0	0	0	0	0	0	0	0	0	0	0	0	0	0	1	2	1	2	2	8	0	8
	F	1	0	0	0	0	0	0	0	0	1	0	0	1	0	1	2	2	2	0	10	0	10
	T	1	0	0	0	0	0	0	0	0	1	0	0	1	0	2	4	3	4	2	18	0	18
251 Renal failure	M	0	0	0	0	0	0	0	1	0	0	2	3	6	15	20	23	26	34	23	153	1	154
	F	0	0	0	0	0	0	0	1	1	1	0	2	3	4	6	17	20	31	41	127	0	127
	T	0	0	0	0	0	0	0	2	1	1	2	5	9	19	26	40	46	65	64	280	1	281
252 Urolithiasis	M	0	0	0	0	0	0	0	0	0	0	0	0	0	0	0	0	0	0	0	0	0	0
	F	0	0	0	0	0	0	0	0	0	0	0	0	0	0	0	0	0	0	0	0	0	0
	T	0	0	0	0	0	0	0	0	0	0	0	0	0	0	0	0	0	0	0	0	0	0
253 Other and unspecified disorders of kidney	M	0	0	0	0	0	0	0	0	0	0	0	0	0	0	0	0	0	0	0	0	0	0
	F	0	0	0	0	0	0	0	0	0	0	0	0	0	0	0	0	0	0	0	0	0	0
	T	0	0	0	0	0	0	0	0	0	0	0	0	0	0	0	0	0	0	0	0	0	0
254 Urinary tract infection, site not specified	M	0	0	0	0	1	0	0	0	0	0	0	0	2	1	3	6	10	7	12	42	1	43
	F	0	0	0	0	0	0	0	0	0	0	1	1	3	2	4	12	13	25	16	77	0	77
	T	0	0	0	0	1	0	0	0	0	0	1	1	5	3	7	18	23	32	28	119	1	120

Table 18

(Continued)

		0-4	5-9	10-14	15-19	20-24	25-29	30-34	35-39	40-44	45-49	50-54	55-59	60-64	65-69	70-74	75-79	80-84	85-89	90+	Res	Non Res	Total	
267 Hemorrhage of pregnancy and childbirth and placenta previa	M	0	0	0	0	0	0	0	0	0	0	0	0	0	0	0	0	0	0	0	0	0	0	
	F	0	0	0	0	0	0	0	0	0	0	0	0	0	0	0	0	0	0	0	0	0	0	0
	T	0	0	0	0	0	0	0	0	0	0	0	0	0	0	0	0	0	0	0	0	0	0	0
268 Obstetric embolism	M	0	0	0	0	0	0	0	0	0	0	0	0	0	0	0	0	0	0	0	0	0	0	0
	F	0	0	0	0	0	0	0	0	0	0	0	0	0	0	0	0	0	0	0	0	0	0	0
	T	0	0	0	0	0	0	0	0	0	0	0	0	0	0	0	0	0	0	0	0	0	0	0
269 Other complications predominately related to the puerperium	M	0	0	0	0	0	0	0	0	0	0	0	0	0	0	0	0	0	0	0	0	0	0	0
	F	0	0	0	0	0	0	0	0	0	0	0	0	0	0	0	0	0	0	0	0	0	0	0
	T	0	0	0	0	0	0	0	0	0	0	0	0	0	0	0	0	0	0	0	0	0	0	0
270 All other direct obstetric causes	M	0	0	0	0	0	0	0	0	0	0	0	0	0	0	0	0	0	0	0	0	0	0	0
	F	0	0	0	0	0	0	0	0	0	0	0	0	0	0	0	0	0	0	0	0	0	0	0
	T	0	0	0	0	0	0	0	0	0	0	0	0	0	0	0	0	0	0	0	0	0	0	0
271 Obstetric death of unspecified cause	M	0	0	0	0	0	0	0	0	0	0	0	0	0	0	0	0	0	0	0	0	0	0	0
	F	0	0	0	0	0	0	0	0	0	0	0	0	0	0	0	0	0	0	0	0	0	0	0
	T	0	0	0	0	0	0	0	0	0	0	0	0	0	0	0	0	0	0	0	0	0	0	0
272 Other deaths related to pregnancy, childbirth and the puerperium	M	0	0	0	0	0	0	0	0	0	0	0	0	0	0	0	0	0	0	0	0	0	0	0
	F	0	0	0	0	0	0	0	0	0	0	0	0	0	0	0	0	0	0	0	0	0	0	0
	T	0	0	0	0	0	0	0	0	0	0	0	0	0	0	0	0	0	0	0	0	0	0	0
273 Indirect obstetric deaths	M	0	0	0	0	0	0	0	0	0	0	0	0	0	0	0	0	0	0	0	0	0	0	0
	F	0	0	0	0	0	0	0	0	0	0	0	0	0	0	0	0	0	0	0	0	0	0	0
	T	0	0	0	0	0	0	0	0	0	0	0	0	0	0	0	0	0	0	0	0	0	0	0
274 Newborn affected by maternal factors and by complications of pregnancy, labour and delivery	M	30	0	0	0	0	0	0	0	0	0	0	0	0	0	0	0	0	0	0	30	0	30	
	F	20	0	0	0	0	0	0	0	0	0	0	0	0	0	0	0	0	0	0	20	0	20	
	T	50	0	0	0	0	0	0	0	0	0	0	0	0	0	0	0	0	0	0	50	0	50	
275 Disorders related to short gestation and low birth weight, not elsewhere classified	M	11	0	0	0	0	0	0	0	0	0	0	0	0	0	0	0	0	0	0	11	0	11	
	F	10	0	0	0	0	0	0	0	0	0	0	0	0	0	0	0	0	0	0	10	0	10	
	T	21	0	0	0	0	0	0	0	0	0	0	0	0	0	0	0	0	0	0	21	0	21	
276 Birth trauma	M	0	0	0	0	0	0	0	0	0	0	0	0	0	0	0	0	0	0	0	0	0	0	0
	F	0	0	0	0	0	0	0	0	0	0	0	0	0	0	0	0	0	0	0	0	0	0	0
	T	0	0	0	0	0	0	0	0	0	0	0	0	0	0	0	0	0	0	0	0	0	0	0
277 Intrauterine hypoxia and birth asphyxia	M	7	0	0	0	0	0	0	0	0	0	0	0	0	0	0	0	0	0	0	7	0	7	
	F	10	0	0	0	0	0	0	0	0	0	0	0	0	0	0	0	0	0	0	10	0	10	
	T	17	0	0	0	0	0	0	0	0	0	0	0	0	0	0	0	0	0	0	17	0	17	
278 Respiratory distress of newborn	M	2	0	0	0	0	0	0	0	0	0	0	0	0	0	0	0	0	0	0	2	0	2	
	F	3	0	0	0	0	0	0	0	0	0	0	0	0	0	0	0	0	0	0	3	0	3	
	T	5	0	0	0	0	0	0	0	0	0	0	0	0	0	0	0	0	0	0	5	0	5	

Table 18

(Continued)

279 Other respiratory conditions originating in the perinatal period	M	10	0	0	0	0	0	0	0	0	0	0	0	0	0	0	0	0	0	10	0	10	
	F	8	0	0	0	0	0	0	0	0	0	0	0	0	0	0	0	0	0	8	0	8	
	T	18	0	0	0	0	0	0	0	0	0	0	0	0	0	0	0	0	0	18	0	18	
280 Infections specific to the perinatal period	M	5	0	0	0	0	0	0	0	0	0	0	0	0	0	0	0	0	0	5	0	5	
	F	3	0	0	0	0	0	0	0	0	0	0	0	0	0	0	0	0	0	3	0	3	
	T	8	0	0	0	0	0	0	0	0	0	0	0	0	0	0	0	0	0	8	0	8	
281 Other and unspecified conditions originating in the perinatal period	M	13	0	0	0	0	0	0	0	0	0	0	0	0	0	0	0	0	0	13	0	13	
	F	19	0	0	0	0	0	0	0	0	0	0	0	0	0	0	0	0	0	19	0	19	
	T	32	0	0	0	0	0	0	0	0	0	0	0	0	0	0	0	0	0	32	0	32	
282 Anencephaly and similar malformations	M	3	0	0	0	0	0	0	0	0	0	0	0	0	0	0	0	0	0	3	0	3	
	F	3	0	0	0	0	0	0	0	0	0	0	0	0	0	0	0	0	0	3	0	3	
	T	6	0	0	0	0	0	0	0	0	0	0	0	0	0	0	0	0	0	6	0	6	
283 Spina bifida	M	0	0	0	0	0	0	0	0	0	0	0	0	0	0	0	0	0	0	0	0	0	
	F	2	0	0	0	0	0	0	0	0	0	0	0	0	0	0	0	0	0	2	0	2	
	T	2	0	0	0	0	0	0	0	0	0	0	0	0	0	0	0	0	0	2	0	2	
284 All other congenital malformations of nervous system	M	2	0	0	0	0	0	0	0	0	0	1	0	0	0	0	0	0	0	3	0	3	
	F	3	1	0	0	0	0	0	0	0	0	0	0	0	0	0	0	0	0	4	0	4	
	T	5	1	0	0	0	0	0	0	0	0	1	0	0	0	0	0	0	0	7	0	7	
285 Congenital malformations of heart	M	4	1	0	0	2	1	0	0	0	0	0	0	0	0	0	0	0	0	8	2	10	
	F	4	1	0	0	0	0	0	0	1	0	0	0	0	0	1	0	0	1	8	2	10	
	T	8	2	0	0	2	1	0	0	1	0	0	0	0	0	1	0	0	1	16	4	20	
286 Other congenital malformations of circulatory system	M	0	0	0	0	0	0	0	0	0	0	0	0	0	0	2	0	0	1	3	0	3	
	F	2	0	0	0	0	0	0	0	0	0	0	0	0	0	0	0	0	0	2	0	2	
	T	2	0	0	0	0	0	0	0	0	0	0	0	0	0	2	0	0	1	5	0	5	
287 Congenital malformations of respiratory system	M	5	0	0	0	0	0	0	0	0	0	0	0	0	0	0	0	0	0	5	0	5	
	F	2	0	0	0	0	0	0	0	0	0	0	0	0	0	0	0	0	0	2	0	2	
	T	7	0	0	0	0	0	0	0	0	0	0	0	0	0	0	0	0	0	7	0	7	
288 Other congenital malformations and deformations	M	15	0	0	1	1	0	1	0	0	0	0	0	0	0	0	1	0	0	19	0	19	
	F	10	0	1	0	0	1	0	0	1	1	0	0	1	0	0	0	0	2	0	17	1	18
	T	25	0	1	1	1	1	1	0	1	1	0	0	1	0	0	0	1	2	0	36	1	37
289 Down's syndrome	M	1	0	0	0	0	0	0	0	0	2	0	1	0	0	1	0	0	0	5	0	5	
	F	2	0	0	0	0	0	0	0	0	0	0	0	1	0	0	0	0	0	3	0	3	
	T	3	0	0	0	0	0	0	0	0	2	0	1	1	0	1	0	0	0	8	0	8	
290 All other chromosomal abnormalities, not elsewhere classified	M	5	0	0	0	0	0	0	0	0	0	0	0	0	0	0	0	0	0	5	0	5	
	F	6	0	0	0	0	0	0	0	0	0	0	0	0	0	0	0	0	0	6	0	6	
	T	11	0	0	0	0	0	0	0	0	0	0	0	0	0	0	0	0	0	11	0	11	

Table 18

(Continued)

		0-4	5-9	10-14	15-19	20-24	25-29	30-34	35-39	40-44	45-49	50-54	55-59	60-64	65-69	70-74	75-79	80-84	85-89	90+	Res	Non Res	Total
291 Senility	M	0	0	0	0	0	0	0	0	0	0	0	0	0	0	0	0	0	2	4	6	0	6
	F	0	0	0	0	0	0	0	0	0	0	0	0	0	0	1	0	1	0	17	19	0	19
	T	0	0	0	0	0	0	0	0	0	0	0	0	0	0	1	0	1	2	21	25	0	25
292 Sudden infant death syndrome	M	10	0	0	0	0	0	0	0	0	0	0	0	0	0	0	0	0	0	0	10	0	10
	F	10	0	0	0	0	0	0	0	0	0	0	0	0	0	0	0	0	0	0	10	1	11
	T	20	0	0	0	0	0	0	0	0	0	0	0	0	0	0	0	0	0	0	20	1	21
293 Other ill-defined and unknown causes of mortality	M	6	1	0	0	2	2	2	4	2	5	2	1	2	1	0	0	1	1	0	32	1	33
	F	3	0	0	0	1	1	1	2	0	1	1	1	4	0	1	0	0	1	2	19	1	20
	T	9	1	0	0	3	3	3	6	2	6	3	2	6	1	1	0	1	2	2	51	2	53
294 All other symptoms, signs and abnormal clinical and laboratory findings, not elsewhere classified	M	1	0	0	0	0	0	1	2	1	0	0	1	0	0	0	1	3	4	2	16	0	16
	F	1	0	0	1	0	0	0	0	1	0	0	0	0	0	2	1	2	4	15	27	0	27
	T	2	0	0	1	0	0	1	2	2	0	0	1	0	0	2	2	5	8	17	43	0	43
295 Railway accidents	M	0	0	0	1	1	0	0	0	0	1	0	0	1	0	0	0	1	0	0	5	0	5
	F	0	0	0	0	1	0	0	0	0	0	0	0	0	0	0	0	0	0	0	1	1	2
	T	0	0	0	1	2	0	0	0	0	1	0	0	1	0	0	0	1	0	0	6	1	7
296 Pedestrian involved in collision with motor vehicle	M	0	0	0	2	4	1	3	1	0	2	1	0	0	0	0	3	0	0	1	18	0	18
	F	0	1	1	1	1	0	1	0	0	1	0	0	1	0	1	0	1	1	0	10	0	10
	T	0	1	1	3	5	1	4	1	0	3	1	0	1	0	1	3	1	1	1	28	0	28
297 Pedalcyclist involved in collision with motor vehicle	M	1	0	0	3	0	0	0	1	0	1	0	1	0	0	0	0	0	1	0	8	2	10
	F	0	0	0	0	0	0	0	0	0	0	0	1	0	0	0	0	0	0	0	1	0	1
	T	1	0	0	3	0	0	0	1	0	1	0	2	0	0	0	0	0	1	0	9	2	11
298 Motorcyclist involved in any accident except collision with railway train	M	0	0	1	1	9	2	3	4	2	1	5	4	1	0	0	0	0	0	0	33	1	34
	F	0	0	0	0	0	0	0	0	0	0	0	0	0	0	0	0	0	0	0	0	1	1
	T	0	0	1	1	9	2	3	4	2	1	5	4	1	0	0	0	0	0	0	33	2	35
299 Motorcyclist involved in collision with railway train	M	0	0	0	0	0	0	0	0	0	0	0	0	0	0	0	0	0	0	0	0	0	0
	F	0	0	0	0	0	0	0	0	0	0	0	0	0	0	0	0	0	0	0	0	0	0
	T	0	0	0	0	0	0	0	0	0	0	0	0	0	0	0	0	0	0	0	0	0	0
300 Other motor vehicle accident involving collision with railway train	M	0	0	0	0	0	0	1	0	0	0	0	0	0	0	0	0	0	0	0	1	0	1
	F	0	1	0	0	0	0	0	1	0	0	0	0	0	0	0	0	0	0	0	2	0	2
	T	0	1	0	0	0	0	1	1	0	0	0	0	0	0	0	0	0	0	0	3	0	3
301 Occupant of motor vehicle involved in collision with other (non-motorized) road vehicle, streetcar, animal or pedestrian	M	0	0	0	0	3	0	0	1	0	0	1	1	1	0	1	0	0	0	0	8	1	9
	F	0	0	0	0	1	0	0	0	1	0	0	1	0	0	0	0	0	0	0	3	1	4
	T	0	0	0	0	4	0	0	1	1	0	1	2	1	0	1	0	0	0	0	11	2	13
302 Occupant of car, pickup truck or van involved in collision with other motor vehicle	M	1	2	0	3	3	3	1	3	3	4	0	3	2	1	1	0	2	0	0	32	3	35
	F	0	0	0	0	1	3	0	1	1	0	1	1	0	0	0	1	0	0	1	10	2	12
	T	1	2	0	3	4	6	1	4	4	4	1	4	2	1	1	1	2	0	1	42	5	47

Table 18

(Continued)

		0-4	5-9	10-14	15-19	20-24	25-29	30-34	35-39	40-44	45-49	50-54	55-59	60-64	65-69	70-74	75-79	80-84	85-89	90+	Res	Non Res	Total
303 Occupant of heavy transport vehicle or bus involved in collision with other motor vehicle	M	0	0	0	0	0	1	0	1	0	1	0	0	0	0	0	0	0	0	0	3	1	4
	F	0	1	0	0	0	0	0	0	0	0	0	0	0	0	1	0	0	0	0	2	0	2
	T	0	1	0	0	0	1	0	1	0	1	0	0	0	0	1	0	0	0	0	5	1	6
304 Occupant of motor vehicle involved in noncollision accident	M	1	0	1	2	5	4	0	2	1	0	1	2	0	0	1	0	1	0	0	21	2	23
	F	0	1	2	0	2	0	2	0	0	0	0	1	0	0	0	0	0	0	1	9	1	10
	T	1	1	3	2	7	4	2	2	1	0	1	3	0	0	1	0	1	0	1	30	3	33
305 Occupant of special-use motor vehicle involved in any accident	M	0	0	3	2	2	1	3	1	1	2	1	0	1	1	0	0	0	0	0	18	1	19
	F	0	1	0	0	0	0	1	0	0	0	0	0	1	0	0	0	0	0	0	3	0	3
	T	0	1	3	2	2	1	4	1	1	2	1	0	2	1	0	0	0	0	0	21	1	22
306 Other and unspecified motor vehicle accidents	M	3	2	3	15	27	20	9	19	13	16	15	7	2	6	3	4	5	3	0	172	17	189
	F	1	4	1	6	9	8	6	4	2	3	3	2	4	3	1	2	2	1	1	63	4	67
	T	4	6	4	21	36	28	15	23	15	19	18	9	6	9	4	6	7	4	1	235	21	256
307 Streetcar accidents	M	0	0	0	0	0	0	0	0	0	0	0	0	0	0	0	0	0	0	0	0	0	0
	F	0	0	0	0	0	0	0	0	0	0	0	0	0	0	0	0	0	0	0	0	0	0
	T	0	0	0	0	0	0	0	0	0	0	0	0	0	0	0	0	0	0	0	0	0	0
308 Other and unspecified land transport accidents	M	0	1	0	0	1	0	0	1	1	0	0	1	0	0	0	0	0	0	0	5	0	5
	F	0	0	0	0	0	0	0	0	0	0	0	0	0	0	0	0	0	0	0	0	0	0
	T	0	1	0	0	1	0	0	1	1	0	0	1	0	0	0	0	0	0	0	5	0	5
309 Water transport accidents	M	0	0	0	0	0	0	1	1	1	0	0	0	0	0	0	0	0	0	0	3	2	5
	F	0	0	0	0	0	0	0	0	0	0	0	0	0	0	0	0	0	0	0	0	0	0
	T	0	0	0	0	0	0	1	1	1	0	0	0	0	0	0	0	0	0	0	3	2	5
310 Air and space transport accidents	M	0	0	0	0	0	0	0	0	0	1	0	0	1	0	0	0	0	0	0	2	2	4
	F	0	0	0	0	0	0	0	0	0	1	0	0	0	0	0	1	0	0	0	2	0	2
	T	0	0	0	0	0	0	0	0	0	2	0	0	1	0	0	1	0	0	0	4	2	6
311 Other and unspecified transport accidents and their sequelae	M	0	0	0	0	0	0	2	0	0	0	0	0	0	1	1	0	0	0	0	4	0	4
	F	0	0	0	1	0	0	1	0	0	3	0	0	0	0	0	0	0	0	0	5	0	5
	T	0	0	0	1	0	0	3	0	0	3	0	0	0	1	1	0	0	0	0	9	0	9
312 Fall on same level	M	0	0	1	0	0	0	0	1	0	0	1	3	2	3	0	1	3	4	8	27	0	27
	F	0	1	0	0	0	0	1	0	2	1	2	0	1	1	1	1	4	4	4	23	0	23
	T	0	1	1	0	0	0	1	1	2	1	3	3	3	4	1	2	7	8	12	50	0	50
313 Fall from one level to another	M	0	0	0	1	1	2	2	2	2	3	1	1	0	1	2	7	4	0	2	31	1	32
	F	0	0	0	1	0	0	1	0	0	1	1	0	1	1	1	2	2	3	1	15	1	16
	T	0	0	0	2	1	2	3	2	2	4	2	1	1	2	3	9	6	3	3	46	2	48
314 Unspecified fall	M	0	0	0	0	0	0	0	0	1	2	1	0	1	2	3	1	7	5	7	30	1	31
	F	0	0	0	0	0	0	0	0	0	0	1	0	0	2	2	6	3	7	11	32	2	34
	T	0	0	0	0	0	0	0	0	1	2	2	0	1	4	5	7	10	12	18	62	3	65

Table 18

(Continued)

		0-4	5-9	10-14	15-19	20-24	25-29	30-34	35-39	40-44	45-49	50-54	55-59	60-64	65-69	70-74	75-79	80-84	85-89	90+	Res	Non Res	Total	
315 Accidental discharge of firearms	M	0	0	1	0	0	0	0	0	0	0	0	0	0	0	1	0	0	0	0	2	0	2	
	F	0	0	0	0	0	0	0	0	0	0	0	0	0	0	0	0	0	0	0	0	0	0	0
	T	0	0	1	0	0	0	0	0	0	0	0	0	0	0	1	0	0	0	0	2	0	2	
316 Accidental explosion	M	0	0	0	0	0	0	0	0	0	1	0	0	0	0	0	0	0	0	0	1	0	1	
	F	0	0	0	0	0	0	0	0	0	0	0	0	0	0	0	0	0	0	0	0	0	0	0
	T	0	0	0	0	0	0	0	0	0	1	0	0	0	0	0	0	0	0	0	1	0	1	
317 Accidental drowning and submersion	M	0	1	1	1	4	2	2	1	1	2	2	1	0	2	0	0	0	0	0	20	2	22	
	F	2	0	0	0	0	1	1	0	1	0	0	0	0	0	0	0	0	1	0	6	0	6	
	T	2	1	1	1	4	3	3	1	2	2	2	1	0	2	0	0	0	1	0	26	2	28	
318 Accidental inhalation and ingestion of food or other objects causing obstruction of respiratory tract	M	0	0	0	0	0	0	0	0	1	0	0	0	0	0	1	6	5	5	3	21	1	22	
	F	1	0	0	0	0	0	0	0	0	1	0	0	0	0	1	3	5	4	6	21	0	21	
	T	1	0	0	0	0	0	0	0	1	1	0	0	0	0	2	9	10	9	9	42	1	43	
319 Other accidental and unspecified threats to breathing	M	5	0	1	1	0	1	0	1	0	1	1	0	0	0	1	0	0	0	0	12	2	14	
	F	1	1	0	0	1	0	0	0	1	0	0	0	0	0	0	0	0	0	0	4	0	4	
	T	6	1	1	1	1	1	0	1	1	1	1	0	0	0	1	0	0	0	0	16	2	18	
320 Accidental exposure to electric current	M	0	0	0	1	0	0	1	0	2	0	0	0	0	0	0	0	0	0	0	4	0	4	
	F	0	0	0	0	0	0	0	0	0	0	0	0	0	0	0	0	0	0	0	0	0	0	
	T	0	0	0	1	0	0	1	0	2	0	0	0	0	0	0	0	0	0	0	4	0	4	
321 Accidental exposure to radiation	M	0	0	0	0	0	0	0	0	0	0	0	0	0	0	0	0	0	0	0	0	0	0	
	F	0	0	0	0	0	0	0	0	0	0	0	0	0	0	0	0	0	0	0	0	0	0	
	T	0	0	0	0	0	0	0	0	0	0	0	0	0	0	0	0	0	0	0	0	0	0	
322 Accidental exposure to smoke, fire and flames	M	0	0	0	0	0	1	1	3	0	3	0	0	0	0	1	1	1	1	0	12	0	12	
	F	0	0	0	0	0	0	0	0	1	0	0	0	0	0	0	0	0	1	0	2	0	2	
	T	0	0	0	0	0	1	1	3	1	3	0	0	0	0	1	1	1	2	0	14	0	14	
323 Accidental contact with heat and hot substances	M	0	0	0	0	0	0	0	0	0	0	0	0	0	0	0	0	0	0	0	0	0	0	
	F	0	0	0	0	0	0	0	0	0	0	0	0	0	0	0	0	0	0	0	0	0	0	
	T	0	0	0	0	0	0	0	0	0	0	0	0	0	0	0	0	0	0	0	0	0	0	
325 Earthquake, volcanic eruption, avalanche, landslide and other earth movements	M	0	0	0	0	0	2	0	0	0	0	0	0	0	0	0	0	0	0	0	2	0	2	
	F	0	0	0	0	0	0	0	0	0	0	0	0	0	0	0	0	0	0	0	0	0	0	
	T	0	0	0	0	0	2	0	0	0	0	0	0	0	0	0	0	0	0	0	2	0	2	
326 Cataclysmic storm and flood	M	0	0	0	0	0	0	0	0	0	0	0	0	0	0	0	0	0	0	0	0	0	0	
	F	0	0	0	0	0	0	0	0	0	0	0	0	0	0	0	0	0	0	0	0	0	0	
	T	0	0	0	0	0	0	0	0	0	0	0	0	0	0	0	0	0	0	0	0	0	0	
327 Accidental poisoning by and exposure to drugs and other biological substances	M	0	0	0	0	0	0	0	1	1	0	1	1	2	2	0	1	1	0	0	10	1	11	
	F	0	0	0	0	0	2	0	0	1	1	0	0	0	2	1	1	0	0	0	8	0	8	
	T	0	0	0	0	0	2	0	1	2	1	1	1	2	4	1	2	1	0	0	18	1	19	

Table 18

(Continued)

		0-4	5-9	10-14	15-19	20-24	25-29	30-34	35-39	40-44	45-49	50-54	55-59	60-64	65-69	70-74	75-79	80-84	85-89	90+	Res	Non Res	Total
328 Accidental poisoning by and exposure to other and unspecified solid or liquid substances	M	0	0	0	0	2	0	0	0	0	1	1	2	0	2	1	0	0	0	0	9	0	9
	F	0	0	0	0	0	0	1	0	1	0	0	0	1	0	1	0	0	0	0	4	0	4
	T	0	0	0	0	2	0	1	0	1	1	1	2	1	2	2	0	0	0	0	13	0	13
329 Accidental poisoning by and exposure to other gases and vapors	M	0	0	0	0	1	0	0	1	2	0	1	0	0	0	1	0	1	0	0	7	0	7
	F	0	0	0	2	1	0	0	0	0	1	0	0	0	1	0	0	0	0	0	5	0	5
	T	0	0	0	2	2	0	0	1	2	1	1	0	0	1	1	0	1	0	0	12	0	12
330 All other and unspecified accidents and their sequelae	M	1	0	0	1	3	5	2	4	6	2	3	6	4	4	3	1	3	1	0	49	7	56
	F	1	0	0	0	1	2	0	1	0	0	1	1	1	1	0	0	1	0	0	10	2	12
	T	2	0	0	1	4	7	2	5	6	2	4	7	5	5	3	1	4	1	0	59	9	68
331 Intentional self-poisoning (suicide) by and exposure to drugs and other biological substances	M	0	0	0	1	3	3	3	3	8	11	6	6	3	2	2	0	0	0	0	51	0	51
	F	0	0	0	0	5	4	1	4	6	14	8	10	2	2	3	0	1	0	0	60	0	60
	T	0	0	0	1	8	7	4	7	14	25	14	16	5	4	5	0	1	0	0	111	0	111
332 Intentional self-poisoning (suicide) by and exposure to other and unspecified solid or liquid substances and their vapors	M	0	0	0	0	0	0	0	0	0	0	1	0	1	1	0	0	0	0	0	3	0	3
	F	0	0	0	0	0	0	0	0	0	0	0	0	0	0	0	0	0	0	0	0	0	0
	T	0	0	0	0	0	0	0	0	0	0	1	0	1	1	0	0	0	0	0	3	0	3
333 Intentional self-poisoning (suicide) by and exposure to other gases and vapors	M	0	0	0	1	4	1	3	5	7	3	10	1	0	0	1	0	0	0	0	36	0	36
	F	0	0	0	0	0	0	1	0	3	0	3	3	0	0	0	0	0	0	0	10	1	11
	T	0	0	0	1	4	1	4	5	10	3	13	4	0	0	1	0	0	0	0	46	1	47
334 Intentional self-harm (suicide) by hanging, strangulation and suffocation	M	0	0	2	5	20	13	9	13	13	17	12	6	4	3	3	2	2	1	0	125	2	127
	F	0	0	1	7	9	7	3	5	1	1	3	3	1	0	0	1	1	0	0	43	1	44
	T	0	0	3	12	29	20	12	18	14	18	15	9	5	3	3	3	3	1	0	168	3	171
335 Intentional self-harm (suicide) by discharge of firearms	M	0	0	0	2	7	7	4	5	7	7	10	4	3	6	2	4	3	1	1	73	0	73
	F	0	0	0	1	0	0	0	1	0	0	0	0	0	0	0	1	0	0	0	3	0	3
	T	0	0	0	3	7	7	4	6	7	7	10	4	3	6	2	5	3	1	1	76	0	76
336 Intentional self-harm (suicide) by jumping from a high place	M	0	0	0	0	2	3	1	0	3	3	0	0	0	0	0	0	0	0	0	12	1	13
	F	0	0	0	0	0	0	0	0	0	0	0	2	0	1	0	0	0	0	0	3	0	3
	T	0	0	0	0	2	3	1	0	3	3	0	2	0	1	0	0	0	0	0	15	1	16
337 Intentional self-harm (suicide) by all other and unspecified means and their sequelae	M	0	0	0	2	2	2	2	4	0	2	4	4	1	1	0	0	1	0	0	25	1	26
	F	0	0	0	0	0	0	0	0	2	0	0	1	4	1	0	1	0	0	0	9	0	9
	T	0	0	0	2	2	2	2	4	2	2	4	5	5	2	0	1	1	0	0	34	1	35
338 Assault (homicide) by drugs, biological substances and other and unspecified noxious substances	M	0	0	0	0	0	0	0	0	0	0	0	0	0	0	0	0	0	0	0	0	0	0
	F	0	0	0	0	0	0	0	0	0	0	0	0	0	0	0	0	0	0	0	0	0	0
	T	0	0	0	0	0	0	0	0	0	0	0	0	0	0	0	0	0	0	0	0	0	0
339 Assault (homicide) by hanging, strangulation and suffocation	M	0	0	0	0	0	0	0	0	0	1	0	0	1	0	0	0	0	0	0	2	0	2
	F	0	0	1	1	0	0	0	0	3	0	0	0	0	0	0	1	0	0	0	6	0	6
	T	0	0	1	1	0	0	0	0	3	1	0	0	1	0	0	1	0	0	0	8	0	8

Table 18

(Continued)

		0-4	5-9	10-14	15-19	20-24	25-29	30-34	35-39	40-44	45-49	50-54	55-59	60-64	65-69	70-74	75-79	80-84	85-89	90+	Res	Non Res	Total
340 Assault (homicide) by discharge of firearms	M	0	0	0	2	7	4	2	2	1	0	2	1	0	0	0	1	0	1	0	23	0	23
	F	0	0	0	0	0	1	0	1	0	0	0	0	0	0	0	0	0	0	0	2	0	2
	T	0	0	0	2	7	5	2	3	1	0	2	1	0	0	0	1	0	1	0	25	0	25
341 Assault (homicide) by sharp object	M	0	0	0	3	4	0	5	2	0	2	0	2	1	0	0	0	0	0	0	19	4	23
	F	0	0	0	0	1	0	0	1	1	0	1	0	0	0	0	0	0	0	0	4	0	4
	T	0	0	0	3	5	0	5	3	1	2	1	2	1	0	0	0	0	0	0	23	4	27
342 Assault (homicide) by blunt object	M	0	0	0	0	1	0	0	1	0	0	0	0	1	0	0	0	0	0	0	3	0	3
	F	0	0	0	0	0	0	0	0	0	1	0	0	0	0	0	0	0	0	0	1	0	1
	T	0	0	0	0	1	0	0	1	0	1	0	0	1	0	0	0	0	0	0	4	0	4
343 Assault (homicide) by bodily force	M	0	0	0	0	0	1	0	0	0	0	0	0	0	0	0	0	0	0	0	1	0	1
	F	0	0	0	0	0	0	0	0	0	0	0	0	0	0	0	0	0	0	0	0	0	0
	T	0	0	0	0	0	1	0	0	0	0	0	0	0	0	0	0	0	0	0	1	0	1
344 Sexual assault (homicide) by bodily force	M	0	0	0	0	0	0	0	0	0	0	0	0	0	0	0	0	0	0	0	0	0	0
	F	0	0	0	0	0	0	0	0	0	0	0	0	0	0	0	0	0	0	0	0	0	0
	T	0	0	0	0	0	0	0	0	0	0	0	0	0	0	0	0	0	0	0	0	0	0
345 Neglect, abandonment and other maltreatment syndromes	M	0	0	0	0	0	0	0	0	0	0	0	0	0	0	0	0	0	0	0	0	0	0
	F	0	0	0	0	0	0	0	0	0	0	0	0	0	0	0	0	0	0	0	0	0	0
	T	0	0	0	0	0	0	0	0	0	0	0	0	0	0	0	0	0	0	0	0	0	0
346 Assault (homicide) by all other and unspecified means and their sequelae	M	1	1	0	4	2	1	2	0	0	0	0	2	0	1	0	1	0	0	0	15	1	16
	F	0	0	0	0	1	1	1	0	0	1	0	0	0	0	0	0	0	1	0	5	0	5
	T	1	1	0	4	3	2	3	0	0	1	0	2	0	1	0	1	0	1	0	20	1	21
347 Poisoning by and exposure to drugs and biological substances, undetermined intent	M	0	0	0	3	11	14	22	17	18	22	16	8	4	0	0	1	0	0	0	136	6	142
	F	0	0	0	0	3	4	3	12	12	11	11	4	1	2	0	0	0	0	0	63	1	64
	T	0	0	0	3	14	18	25	29	30	33	27	12	5	2	0	1	0	0	0	199	7	206
348 Poisoning by and exposure to other and unspecified solid or liquid substance, undetermined intent	M	0	0	0	1	1	2	3	2	4	4	3	4	3	0	0	0	0	0	0	27	0	27
	F	0	0	0	0	1	1	2	1	1	4	4	0	0	0	0	0	0	0	0	14	0	14
	T	0	0	0	1	2	3	5	3	5	8	7	4	3	0	0	0	0	0	0	41	0	41
349 Poisoning by and exposure to other gases and vapors, undetermined intent	M	0	0	0	2	1	0	1	0	0	0	0	0	1	0	1	0	0	0	0	6	0	6
	F	0	0	0	0	0	0	0	0	0	0	0	0	0	0	0	0	0	0	0	0	0	0
	T	0	0	0	2	1	0	1	0	0	0	0	0	1	0	1	0	0	0	0	6	0	6
350 Discharge of firearms, undetermined intent	M	0	0	0	0	1	0	0	0	0	0	0	0	0	0	0	0	0	0	0	1	0	1
	F	0	0	0	0	0	0	0	0	0	0	0	0	0	0	0	0	0	0	0	0	0	0
	T	0	0	0	0	1	0	0	0	0	0	0	0	0	0	0	0	0	0	0	1	0	1
351 Falling, jumping or pushed from a high place, undetermined intent	M	0	0	0	0	0	0	0	0	1	0	0	0	0	0	0	0	0	0	0	1	0	1
	F	0	0	0	0	0	0	1	0	0	0	0	0	0	0	0	0	0	0	0	1	0	1
	T	0	0	0	0	0	0	1	0	1	0	0	0	0	0	0	0	0	0	0	2	0	2

Table 18

(Continued)

		0-4	5-9	10-14	15-19	20-24	25-29	30-34	35-39	40-44	45-49	50-54	55-59	60-64	65-69	70-74	75-79	80-84	85-89	90+	Res	Non Res	Total
352 All other and unspecified events of undetermined intent and their sequelae	M	0	0	1	1	2	1	0	0	1	0	4	2	0	0	1	2	0	0	0	15	2	17
	F	0	0	0	0	1	0	0	0	1	0	0	0	0	0	0	0	0	0	0	2	0	2
	T	0	0	1	1	3	1	0	0	2	0	4	2	0	0	1	2	0	0	0	17	2	19
353 Legal execution	M	0	0	0	0	0	0	0	0	0	0	0	0	0	0	0	0	0	0	0	0	0	0
	F	0	0	0	0	0	0	0	0	0	0	0	0	0	0	0	0	0	0	0	0	0	0
	T	0	0	0	0	0	0	0	0	0	0	0	0	0	0	0	0	0	0	0	0	0	0
354 Other legal intervention and their sequelae	M	0	0	0	0	0	0	0	0	0	0	0	0	0	0	0	0	0	0	0	0	0	0
	F	0	0	0	0	0	0	0	0	0	0	0	0	0	0	0	0	0	0	0	0	0	0
	T	0	0	0	0	0	0	0	0	0	0	0	0	0	0	0	0	0	0	0	0	0	0
355 Operations of war and their sequelae	M	0	0	0	0	0	0	0	0	0	0	0	0	0	0	0	0	0	0	0	0	0	0
	F	0	0	0	0	0	0	0	0	0	0	0	0	0	0	0	0	0	0	0	0	0	0
	T	0	0	0	0	0	0	0	0	0	0	0	0	0	0	0	0	0	0	0	0	0	0
356 Drugs, medicaments and biological substances causing adverse effects in therapeutic use, and their sequelae	M	0	0	0	0	0	0	0	0	0	0	0	0	0	0	0	0	0	0	0	0	0	0
	F	0	0	0	0	0	0	0	0	1	0	0	0	0	0	0	0	0	0	0	1	0	1
	T	0	0	0	0	0	0	0	0	1	0	0	0	0	0	0	0	0	0	0	1	0	1
357 Misadventures to patients during medical and surgical care and their sequelae	M	0	0	0	0	0	0	0	0	0	0	0	0	0	0	0	0	0	0	0	0	0	0
	F	0	0	0	0	0	0	0	0	0	0	0	0	0	0	0	0	0	0	0	1	1	0
	T	0	0	0	0	0	0	0	0	0	0	0	0	0	0	0	0	0	0	0	1	1	0
358 Other complications of medical and surgical care and their sequelae	M	0	0	0	0	0	0	0	0	1	1	2	1	0	0	2	1	3	0	3	14	0	14
	F	0	0	0	0	0	0	1	0	0	1	0	2	1	0	0	1	1	6	3	16	0	16
	T	0	0	0	0	0	0	1	0	1	2	2	3	1	0	2	2	4	6	6	30	0	30
Other	M	5	1	0	3	5	10	4	6	3	13	11	11	7	4	8	13	11	12	16	143	10	153
	F	5	1	0	1	0	4	4	2	1	10	6	1	2	5	5	13	11	16	25	112	5	117
	T	10	2	0	4	5	14	8	8	4	23	17	12	9	9	13	26	22	28	41	255	15	270
Total	M	171	17	20	80	164	128	133	186	249	387	540	616	659	871	1056	1462	1499	1285	905	10428	248	10676
	F	150	18	14	29	50	59	55	90	160	250	348	410	460	544	793	1030	1362	1704	2025	9551	128	9679
	T	321	35	34	109	214	187	188	276	409	637	888	1026	1119	1415	1849	2492	2861	2989	2930	19979	376	20355

Table 19

Alberta Deaths - Ten Year Comparison

Year	Total Deaths
(1998)	16,997
(1999)	17,361
(2000)	17,417
(2001)	17,706
(2002)	18,356
(2003)	18,705
(2004)	18,800
(2005)	19,421
(2006)	19,867
(2007)	20,355

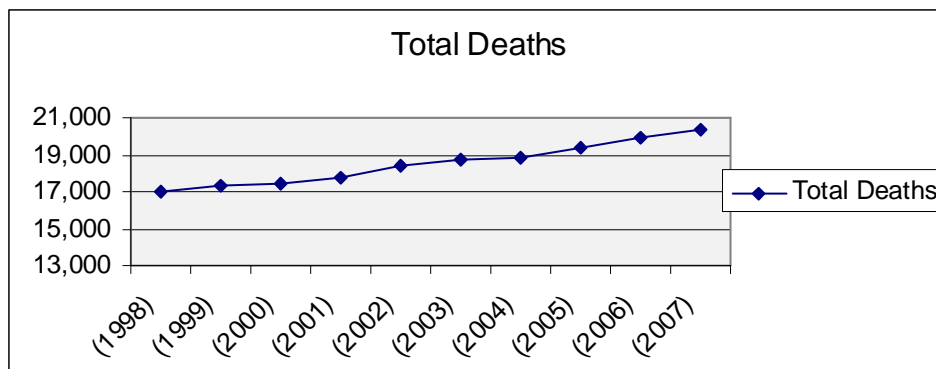


Table 20

Deaths

Leading Causes of Death, 2007

	Ranking	Total Deaths
All other forms of chronic ischemic heart disease	1	1727
Malignant neoplasms of trachea, bronchus and lung	2	1357
Acute myocardial infarction	3	1185
Other chronic obstructive pulmonary disease	4	829
Atherosclerotic cardiovascular disease, so described	5	716
Organic dementia	6	654
Stroke, not specified as hemorrhage or infarction	6	654
Diabetes mellitus	8	464
Other malignant neoplasms of other and unspecified sites	9	462
Pneumonia due to other or unspecified organisms	10	454
Malignant neoplasms of colon	11	422
Malignant neoplasm of breast	12	418
Alzheimer's disease	13	344
Malignant neoplasms of prostate	14	343
Malignant neoplasms of pancreas	15	333
Congestive heart failure	16	304
Renal failure	17	281
Other and unspecified motor vehicle accidents	18	256
Conduction disorders and cardiac dysrhythmias	19	239
Pneumonitis due to food and vomit	20	230
Non-Hodgkin's lymphoma	21	216
Poisoning by and exposure to drugs and biological substances, undetermined intent	22	206
All other diseases of nervous system	23	204
Atherosclerosis	24	200
Intracerebral and other intracranial hemorrhage	25	173
Intentional self-harm (suicide) by hanging, strangulation and suffocation	26	171
All other diseases of respiratory system	27	166
Other cerebrovascular diseases and their sequelae	28	165
Malignant neoplasms of brain	29	164
Vascular disorders and obstruction of intestine without hernia	30	162

Infant Death Related Statistics




Table 21

Infant Deaths

Cause by Gender and Age, 2007

		<7	7d-28d	29d-365d	Resid	Non Res	Total
All other diseases of respiratory system	M	0	0	1	1	0	1
	F	0	0	0	0	0	0
	T	0	0	1	1	0	1
Cardiomyopathy	M	1	0	0	0	1	1
	F	0	0	0	0	0	0
	T	1	0	0	0	1	1
Septicemia	M	0	0	3	2	1	3
	F	0	0	1	1	0	1
	T	0	0	4	3	1	4
All other chromosomal abnormalities, not elsewhere classified	M	3	2	0	5	0	5
	F	5	0	0	5	0	5
	T	8	2	0	10	0	10
All other congenital malformations of nervous system	M	1	0	0	1	0	1
	F	2	0	1	3	0	3
	T	3	0	1	4	0	4
All other diseases of nervous system	M	0	0	2	2	0	2
	F	0	0	2	2	0	2
	T	0	0	4	4	0	4
Congenital malformations of heart	M	1	1	4	4	2	6
	F	2	0	3	4	1	5
	T	3	1	7	8	3	11
Congenital malformations of respiratory system	M	4	1	0	5	0	5
	F	2	0	0	2	0	2
	T	6	1	0	7	0	7
Disorders related to short gestation and low birth weight, not elsewhere classified	M	10	1	0	11	0	11
	F	8	1	1	10	0	10
	T	18	2	1	21	0	21

Table 21

continued

		<7	7d-28d	29d-365d	Resid	Non Res	Total
Down's syndrome	M	1	0	0	1	0	1
	F	2	0	0	2	0	2
	T	3	0	0	3	0	3
Hemolytic anemias	M	1	0	0	1	0	1
	F	1	0	0	1	0	1
	T	2	0	0	2	0	2
Infections specific to the perinatal period	M	3	1	1	5	0	5
	F	1	1	1	3	0	3
	T	4	2	2	8	0	8
Intrauterine hypoxia and birth asphyxia	M	7	0	0	7	0	7
	F	9	0	0	9	0	9
	T	16	0	0	16	0	16
Newborn affected by maternal factors and by complications of pregnancy, labour and delivery	M	30	0	0	30	0	30
	F	20	0	0	20	0	20
	T	50	0	0	50	0	50
Other and unspecified conditions originating in the perinatal period	M	13	0	0	13	0	13
	F	17	2	0	19	0	19
	T	30	2	0	32	0	32
Other congenital malformations and deformations	M	13	1	1	15	0	15
	F	7	2	2	10	1	11
	T	20	3	3	25	1	26
Other congenital malformations of circulatory system	M	0	0	0	0	0	0
	F	1	1	0	2	0	2
	T	1	1	0	2	0	2
Other ill-defined and unknown causes of mortality	M	0	1	2	3	0	3
	F	0	1	2	3	0	3
	T	0	2	4	6	0	6

Table 21
continued

		<7	7d-28d	29d-365d	Resid	Non Res	Total
Other metabolic disorders	M	0	0	1	1	0	1
	F	2	0	0	2	0	2
	T	2	0	1	3	0	3
Other respiratory conditions originating in the perinatal period	M	6	3	1	10	0	10
	F	5	3	0	8	0	8
	T	11	6	1	18	0	18
Respiratory distress of newborn	M	2	0	0	2	0	2
	F	2	1	0	3	0	3
	T	4	1	0	5	0	5
Sudden infant death syndrome	M	0	1	9	10	0	10
	F	0	3	8	10	1	11
	T	0	4	17	20	1	21
NS	M	0	0	4	3	1	4
	F	0	0	3	3	0	3
	T	0	0	7	6	1	7
Total	M	101	13	40	149	5	154
	F	94	18	34	142	4	146
	T	195	31	74	291	9	300

Table 22

Infant Deaths - Ten Year Comparison

Year	Total Infant Deaths
(1998)	213
(1999)	241
(2000)	257
(2001)	235
(2002)	297
(2003)	284
(2004)	243
(2005)	294
(2006)	260
(2007)	300

